



1. [Start](#)
2. [Home/Settings/About](#)
3. [Item of Supply \(IoS\)](#)
4. [NCAGE – NATO Commercial & Government Entity](#)
5. [Batch](#)
6. [Questions/Support](#)

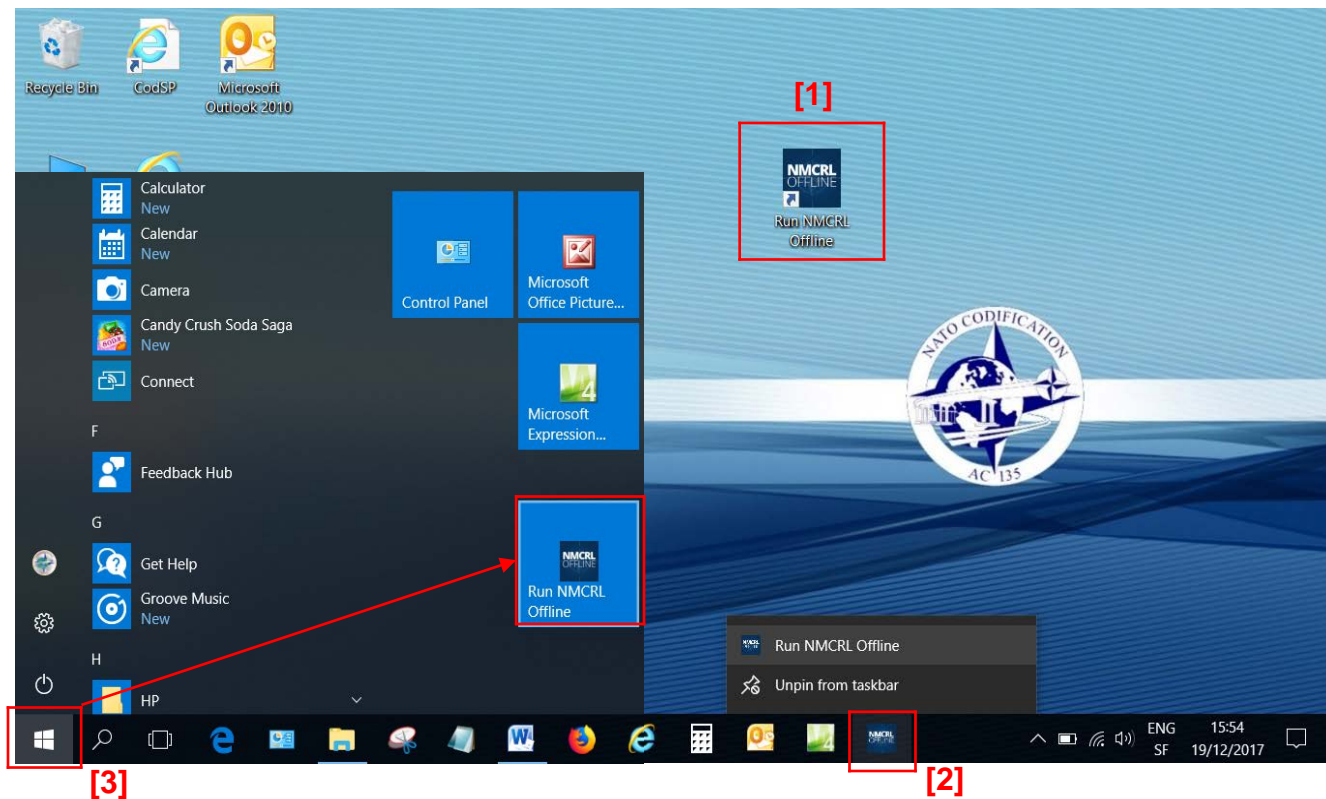


Start the application by double clicking the **NMCRL Offline** *DESKTOP Shortcut* [1] created automatically after successful installation.

For your convenience, you may pin the application to *TASKBAR* [2] and/or to *START* [3] by right-clicking on the shortcut and selecting “Pin to taskbar”, respectively “Pin to Start”.




Run NMCRL
Offline



NMCRL OFFLINE

application is initialized by showing these two succeeding popup screens:






Run NMCRL
Offline



Once launched, you will see the NMCRL-OFFLINE <HOME> Screen:

On left side column:

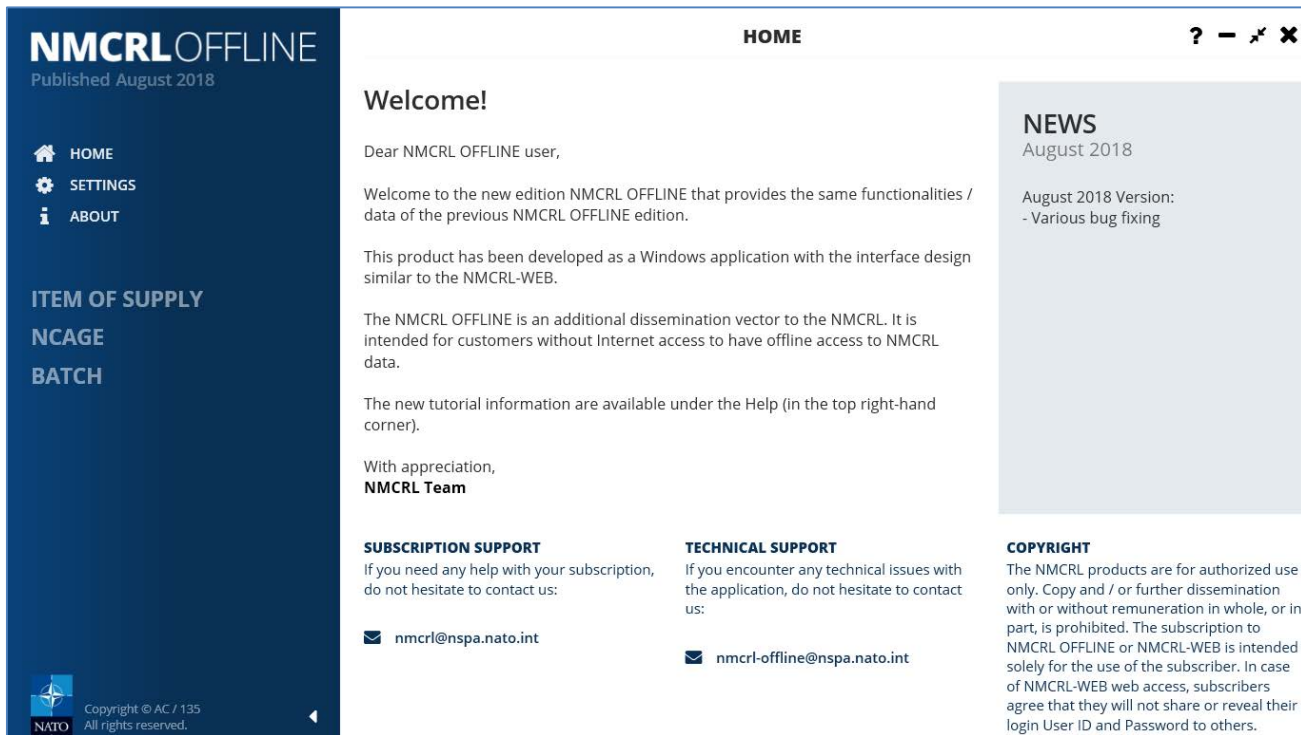
- Publishing Month/Year
-  HOME button
-  SETTINGS button
-  ABOUT button

Search Modules' links:

- ITEM OF SUPPLY (NSN)
- NCAGE (Address data)
- BATCH Processing

On right side column:

- Welcome Message
- News
- Subscription Support Contact
- Technical Support Contact
- Copyright Information



The screenshot shows the NMCRL OFFLINE application interface. The top header is dark blue with the text 'NMCRL OFFLINE' and 'Published August 2018'. Below this is a navigation menu with icons for HOME, SETTINGS, and ABOUT. The main content area is white and contains a 'Welcome!' message, a 'NEWS' section for August 2018, and three support sections: SUBSCRIPTION SUPPORT, TECHNICAL SUPPORT, and COPYRIGHT. The bottom of the interface features the NATO logo and copyright information.

NMCRL OFFLINE
Published August 2018

HOME
SETTINGS
ABOUT

ITEM OF SUPPLY
NCAGE
BATCH

HOME ? - ✕ ✕

Welcome!

Dear NMCRL OFFLINE user,

Welcome to the new edition NMCRL OFFLINE that provides the same functionalities / data of the previous NMCRL OFFLINE edition.


This product has been developed as a Windows application with the interface design similar to the NMCRL-WEB.

The NMCRL OFFLINE is an additional dissemination vector to the NMCRL. It is intended for customers without Internet access to have offline access to NMCRL data.


The new tutorial information are available under the Help (in the top right-hand corner).

With appreciation,
NMCRL Team

SUBSCRIPTION SUPPORT
If you need any help with your subscription, do not hesitate to contact us:

 nmcr1@nspa.nato.int


TECHNICAL SUPPORT
If you encounter any technical issues with the application, do not hesitate to contact us:

 nmcr1-offline@nspa.nato.int

NEWS
August 2018

August 2018 Version:
- Various bug fixing

COPYRIGHT
The NMCRL products are for authorized use only. Copy and / or further dissemination with or without remuneration in whole, or in part, is prohibited. The subscription to NMCRL OFFLINE or NMCRL-WEB is intended solely for the use of the subscriber. In case of NMCRL-WEB web access, subscribers agree that they will not share or reveal their login User ID and Password to others.

 Copyright © AC / 135
All rights reserved.

Note that a new release of NMCRL-OFFLINE (Application & Data) is available for download on a **bi-monthly basis** (FEB, APR, JUN, AUG, OCT, DEC).

<HOME> left-side column links to:

<SETTINGS>

- Select your **user interface language**: EN=English / FR=French / DE=German
- Max records to retrieve on search: **100000 maximum possible**
- Click on Update button to save your Settings and exit application

<ABOUT>

Information on your:

- **DATABASE version & Installation Path**
- **CLIENT (Application) version & Installation Path**
- **LICENSE** (single, 1 to 5 users, 1 to 20 users)

The screenshot displays the NMCRL OFFLINE application interface. The main window has a dark blue sidebar with navigation links: HOME, SETTINGS (highlighted with a red box), and ABOUT. The main content area shows a 'Welcome!' message and a 'Welcome!' section. Two dialog boxes are open: 'SETTINGS' and 'ABOUT'. The 'SETTINGS' dialog box has a title bar with 'SETTINGS' and a close button. It contains a 'Language' section with a dropdown menu showing 'EN', 'FR', and 'DE'. Below it is a 'Search Options' section with a text input field containing '100000'. At the bottom, there are 'UPDATE', 'CLOSE', and 'RESET TO DEFAULT SETTINGS' buttons. The 'ABOUT' dialog box has a title bar with 'ABOUT' and a close button. It contains sections for 'DATABASE', 'CLIENT', and 'LICENSE'. The 'DATABASE' section shows 'Version 1.18.7.24' and 'Extraction date 24/07/2018'. The 'CLIENT' section shows 'Version 1.18.8.1' and 'Path U:__NMCRL-OFFLINE App\Release\'. The 'LICENSE' section shows 'Network Version 1 to 20 Users (FULL)' and 'Expiration Date 8/1/2019'. At the bottom, there are 'CLOSE' and 'UPGRADE LICENSE' buttons. A red arrow points from the 'ABOUT' link in the sidebar to the 'ABOUT' dialog box.

The following 3 search modules are available :

- <Item of Supply>
- <NCAGE>
- <Batch>

1st Search Module :

<Item of Supply>

This module allows to search for codification data in relation to the NSN (NATO Stock Number) and all its related details.

(see next slide)

The screenshot shows the NMCRL OFFLINE application window. The title bar contains the text 'HOME' and standard window control buttons (Help, Minimize, Maximize, Exit). The application content includes a welcome message, navigation menu, search modules, and support information.

NMCRL OFFLINE
Published August 2018

HOME
SETTINGS
ABOUT

ITEM OF SUPPLY 1
NCAGE 2
BATCH 3

HOME

Welcome!

Dear NMCRL OFFLINE user,

Welcome to the new edition NMCRL OFFLINE that provides the same functionalities / data of the previous NMCRL OFFLINE edition.

This product has been developed as a Windows application with the Interface design similar to the NMCRL-WEB.

The NMCRL OFFLINE is an additional dissemination vector to the NMCRL intended for customers without Internet access to have offline access to data.

The new tutorial information are available under the Help (in the top right-hand corner).

With appreciation,
NMCRL Team

SUBSCRIPTION SUPPORT
If you need any help with your subscription, do not hesitate to contact us:
✉ nmcrl@nspa.nato.int

TECHNICAL SUPPORT
If you encounter any technical issues with the application, do not hesitate to contact us:
✉ nmcrl-offline@nspa.nato.int

COPYRIGHT
The NMCRL products are for authorized use only. Copy and / or further dissemination with or without remuneration in whole, or in part, is prohibited. The subscription to NMCRL OFFLINE or NMCRL-WEB is intended solely for the use of the subscriber. In case of NMCRL-WEB web access, subscribers agree that they will not share or reveal their login User ID and Password to others.

NEWS
August 2018
August 2018 Version: previous bug fixing

Annotations in the image point to the window control buttons: Help Screen, Minimize Screen, Maximize Screen, and Exit Application.

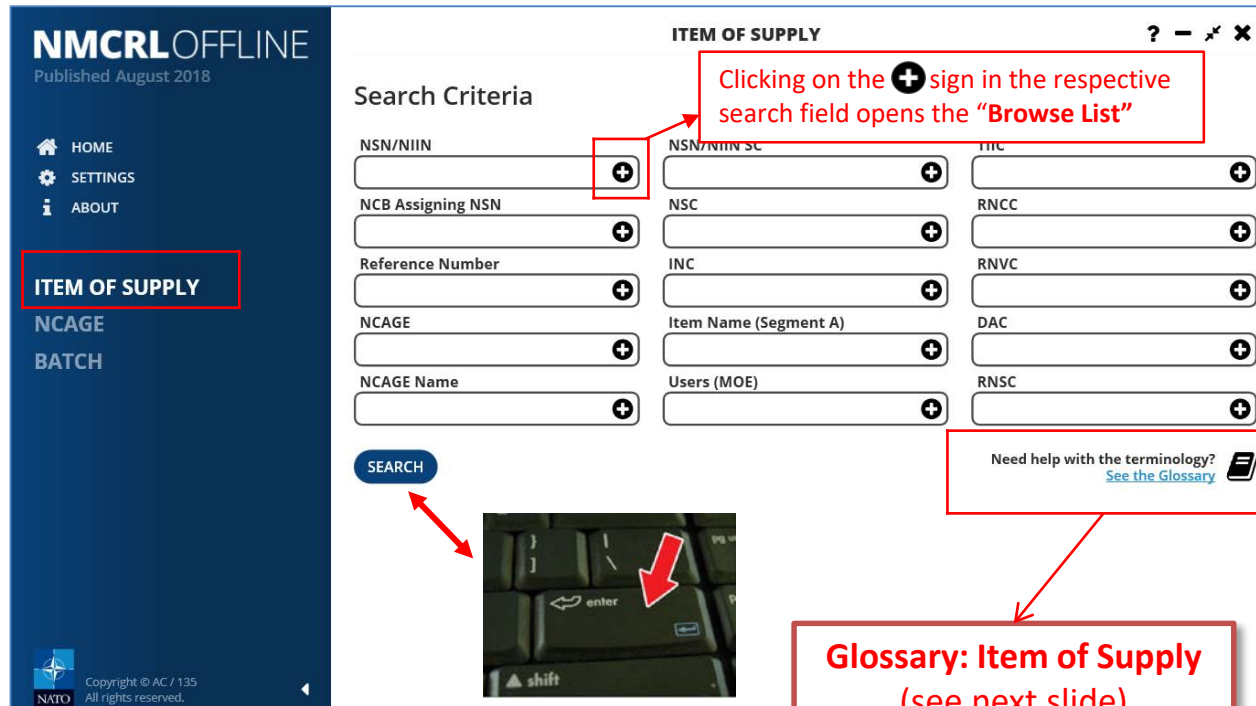
NATO Copyright © AC / 135 All rights reserved.

3. Item of Supply (IoS) > Search Criteria

Click on **<Item of Supply>** link:

Search Criteria fields can be used alone or combined (Boolean operator between fields is **AND** "&"):

- NSN/NIIN
- NCB assigning NSN
- Reference Number
- NCAGE
- NCAGE Name
- NSN/NIIN SC
- NSC
- INC
- Item Name (Seg A.)
- Users (MOE)
- TIIC
- Ref. Number related codes (RNCC, RNVC, DAC, RNSC)



NMCRL OFFLINE
Published August 2018

HOME
SETTINGS
ABOUT

ITEM OF SUPPLY

NCAGE
BATCH

Copyright © AC / 135
All rights reserved.

ITEM OF SUPPLY

Search Criteria

NSN/NIIN
NSN/NIIN SC
NCB Assigning NSN
Reference Number
NCAGE
NCAGE Name

NSC
INC
Item Name (Segment A)
Users (MOE)

TIIC
RNCC
RNVC
DAC
RNSC

SEARCH

Need help with the terminology?
[See the Glossary](#)

Glossary: Item of Supply
(see next slide)

Note that wildcard characters * or % can be used within most search fields

Example: Reference Number 1234* displays all NSNs with References starting with 1234

NMCRL OFFLINE

Published August 2018

- HOME
- SETTINGS
- ABOUT

ITEM OF SUPPLY

- NCAGE
- BATCH

Copyright © AC / 135
All rights reserved.

ITEM OF SUPPLY

Exit Application

Exit Application

Close Screen

Search Criteria

NSN/NIIN

NCB Assigning NSN

Reference Number

NCAGE

NCAGE Name

SEARCH

GLOSSARY: ITEM OF SUPPLY

NSN	NATO Stock Number <i>13 digit NATO Stock Number composed of a 4 digit NATO Supply Classification Code and a 9 digit NATO Item Identification Number (NIIN)</i>
NSN/NIIN	NATO Stock Number / NATO Item Identification Number <i>A number assigned by a country to each approved item identification under the NATO Codification System. It consists of the two digit code for NCB followed by a seven digit non-significant number.</i>
NSN/NIIN SC	NIIN Status Code
NCB ASSIGNING NSN	NATO Codification Bureau
NCAGE	NATO Commercial and Government Entity Code
NCAGE NAME	NCAGE Name
USERS (MOE)	Users (Major Organizational Entity)
NSC	NATO Supply Class
INC	Item Name Code
RNCC	Reference Number Category Code
TIIC	Type of Item Identification Code
RNVC	Reference Number Variation Code
DAC	Document Availability Code
RNSC	Reference Number Status Code

CLOSE

Glossary: Item of Supply

BOOLEAN OPERATORS in SEARCH CRITERIA:

The Boolean search between fields always is:

AND “&”

The default Boolean search within all fields is:

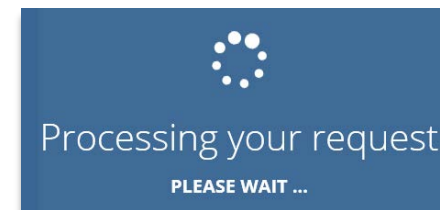
OR “|”

NOTE: Boolean operators **AND “&” / NOT “!”** may be used within some fields with precaution but are **inconsistent within the fields NSN,NCB,NSC,INC** for which the data is unique for each NSN and consequently the **result is null**.

Example: A combined search in field **USERS: ALBANIA & SLOVENIA** is possible, but increases considerably the processing time !

You searched for: **USERS (MOE) ALBANIA & SLOVENIA**

281 record(s) loaded



Searching by **NSN/NIIN** – You have a couple of options :

Clicking on the **+** sign in NSN/NIIN search field opens NSN/NIIN Browse List. You now have an option of searching using a wildcard (***** or **%**) at the end of input data.

In this sample we know the **first seven numbers (0010124)** of a NIIN; using the wildcard (*****) we will get all known NIINs by clicking on the looking glass icon or simply hitting the Keyboard Enter key.

Note: If you know the NSN/NIIN you can just place it in the box and click on the search option.

NMCRL OFFLINE
Published August 2018

HOME
SETTINGS
ABOUT

ITEM OF SUPPLY
NCAGE
BATCH

Copyright © AC / 135
All rights reserved.

ITEM OF SUPPLY

Search Criteria

NSN/NIIN NSN/NIIN SC TIIC

BROWSE ITEM OF SUPPLY CRITERIA

Search for NSN/NIIN

0010124*

SELECT ALL CLEAR SELECTION

SELECTED CRITERIA LIST

- add item to list
- remove item from list
- remove all items from list

NIIN	NSC	NIIN Status	ITEM NAME	TIIC
< 000000012	4935	Cancelled NSN without replacement NSN (for invalidity/non-procurability)		
< 000000018	1450	Cancelled NSN without replacement NSN (for invalidity/non-procurability)		
< 000000019	1450	Cancelled NSN without replacement NSN (for invalidity/non-procurability)		
< 000000040	5310	Cancelled NSN without replacement NSN (for invalidity/non-procurability)		

100000 record(s) loaded

USE SELECTED RECORDS CLOSE

Your results are now shown in **Browse List** (in our example **100** records are matching the search criteria):

Select NIIN or NIINs to add to Item List by clicking on the left arrow “<” sign

001012401

001012404

For further search on the 2 selected items, click on button

“USE SELECTED RECORDS”

NMCRL OFFLINE
Published August 2018

HOME
SETTINGS
ABOUT

ITEM OF SUPPLY
NCAGE
BATCH

Copyright © AC / 135
All rights reserved.

ITEM OF SUPPLY

Search Criteria

NSN/NIIN NSN/NIIN SC TIIC

BROWSE ITEM OF SUPPLY CRITERIA

Search for NSN/NIIN
0010124*

SELECTED CRITERIA LIST

- < add item to list
- ✕ remove item from list
- 🗑 remove all items from list

NIIN	NSC	NIIN Status	ITEM NAME	TIIC
< 001012406	5905	Cancelled-Inactive NSN (originally NSN with NIIN SC=6 + x years of inactivity)		
< 001012407	5905	Cancelled-Inactive NSN (originally NSN with NIIN SC=6 + x years of inactivity)		
< 001012408	5905	Cancelled-Inactive NSN (originally NSN with NIIN SC=6 + x years of inactivity)		
< 001012409	5905	Cancelled-Use NSN (merge)		

2 record(s) selected

100 record(s) loaded

Your selections will be displayed in the NSN/NIIN field (default Boolean operator within fields is **OR** "|")

Click on **"SEARCH"** Button or hit **"Enter"** for results' details.



NMCRL OFFLINE
Published August 2018

HOME
SETTINGS
ABOUT

ITEM OF SUPPLY
NCAGE
BATCH

Copyright © AC / 135
All rights reserved.

ITEM OF SUPPLY ? - ✕ ✕

Search Criteria

NSN/NIIN
001012401 | 001012404

NCB Assigning NSN

Reference Number

NCAGE

NCAGE Name

NSN/NIIN SC

NSC

INC

Item Name (Segment A)

Users (MOE)

TIIC

RNCC

RNVC

DAC

RNSC



Need help with the terminology?
[See the Glossary](#)

SEARCH

Processing your request
PLEASE WAIT ...

Your results are now shown at the right Picklist screen: select the NSNs you want to see details by clicking on the “<” arrow sign.

Notice you now have some additional icons for Picklist:

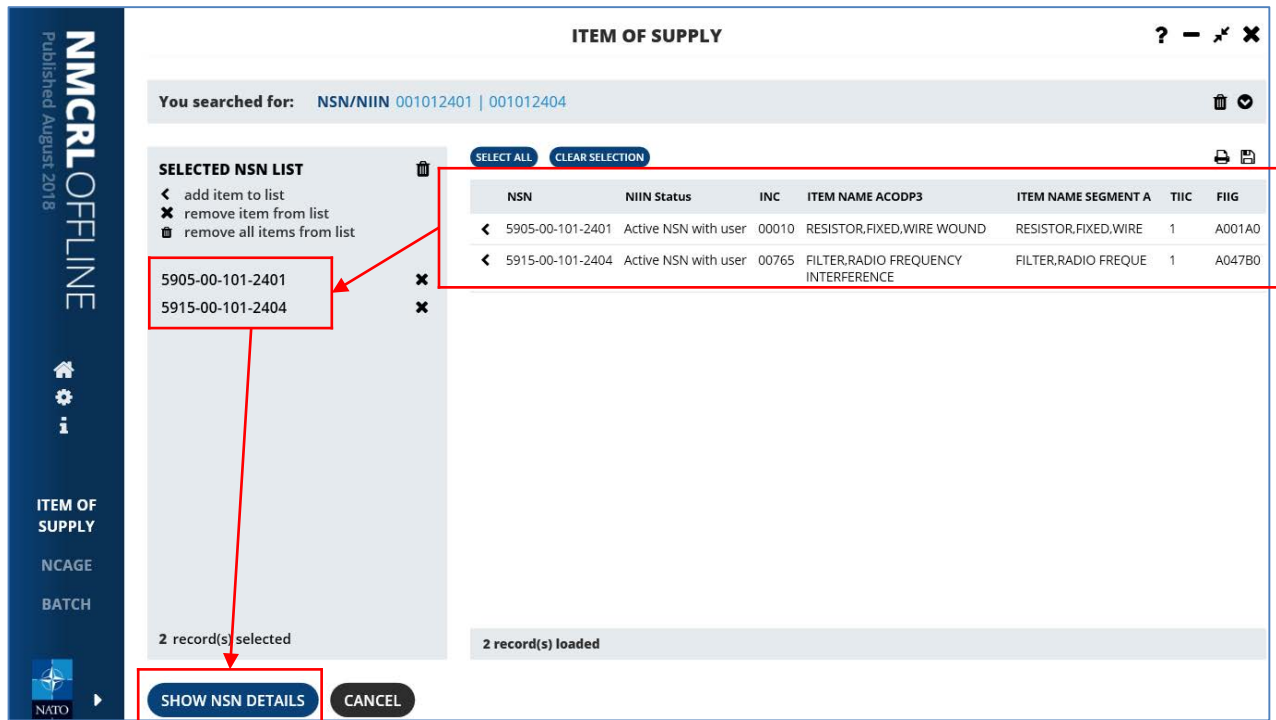
- Printer icon  followed by
- Disk icon  which allows Save all records /Save selected records.

➤ Click on “**SHOW NSN DETAILS**” button: the 2 selected NSNs are:

5905-00-101-2401

5915-00-101-2404

Note: If you know your NSN/NIIN and place it in the beginning search your results will show immediately.



ITEM OF SUPPLY

You searched for: NSN/NIIN 001012401 | 001012404

SELECTED NSN LIST

- < add item to list
- ✕ remove item from list
- 🗑 remove all items from list

NSN	NIIN Status	INC	ITEM NAME ACDP3	ITEM NAME SEGMENT A	TIIC	FIIG
< 5905-00-101-2401	Active NSN with user	00010	RESISTOR, FIXED, WIRE WOUND	RESISTOR, FIXED, WIRE	1	A001A0
< 5915-00-101-2404	Active NSN with user	00765	FILTER, RADIO FREQUENCY INTERFERENCE	FILTER, RADIO FREQUE	1	A047B0

2 record(s) selected

2 record(s) loaded

SHOW NSN DETAILS CANCEL

Your NSN (1/2) Details are now displayed:

- To see the next NSN (2/2), click on the “**NEXT >**” link at lower screen (see next slide)
- To come back to the previous NSN (1/2), click on the “**< PREVIOUS**” link

Note: Technical Characteristics Data are not integrated and only available in NMCRL-WEB.



NSN (1/2)

NSN
5905-00-101-2401

INC
00010

Item Name (Segment A)
RESISTOR, FIXED, WIRE

Item Name (ACoDP-3) / Approved
Item Name
RESISTOR, FIXED, WIRE WOUND

Assignment Date
01 JANUARY 1963

FMSN
019

TIIC
1

FIIG
A001A0

USERS (4)

GRC ITA KOR USA

NSN (2/2)

NSN
5915-00-101-2404

INC
00705

Item Name (Segment A)
FILTER, RADIO FREQUE

Item Name (ACoDP-3) / Approved
Item Name
FILTER, RADIO FREQUENCY
INTERFERENCE

Assignment Date
15 DECEMBER 1972

FMSN
002

TIIC
1

FIIG
A04700

USERS (1)

USA

NSN DETAILS TABLE

NCAGE	NCAGE NAME	REFERENCE NUMBER	RNSC	RNCC	RNVC	DAC	RNAAC	RNFC	RNJC
56289	SPRAGUE ELECTRIC COI WORLD HQS	457E1025	D	3	2	X	XX	3	
56289	SPRAGUE ELECTRIC COI WORLD HQS	10N1T	D	3	1	X	XX	3	

NSN DETAILS TABLE (Zoomed)

NCAGE	NCAGE NAME	REFERENCE NUMBER	RNSC	RNCC	RNVC	DAC	RNAAC	RNFC	RNJC
05L40	TE CONNECTIVITY CORPORATION/USA CORCOM DIV CORCOM	F1060E	D	5	2	5	TX	3	
00M13	SYSTEMS DONNER INERTIAL INC/USA SYSTEMS DONNER INERTIAL	Z0001	D	3	2	1	TX	3	

Characteristics data is not integrated into NMCRL OFFLINE but is available in NMCRL WEB.
<https://eportal.nspa.nato.int/ac135public>

Need help with the terminology? [See the Glossary](#)

“Help” feature:

Under **NSN Details**, if you roll over the **heading** or **data** with your mouse a definition of the item or a definition of the data value will be displayed.

Definitions of headings can also be looked up globally by clicking on “See the Glossary”

Back to the
SEARCH RESULTS

NMCRL OFFLINE

Published August 2018

ITEM OF SUPPLY

NCAGE

BATCH

NATO

? - ✕ ✕

NSN DETAILS

NCAGE	NCAGE NAME	REFERENCE NUMBER	RNSC	RNCC	RNVC	DAC	RNAAC	RNFC	RNJC
0524	NATO Commercial and Government Entity DIV CORCOM		D						
06811	SYSTRON DONNER INERTIAL INC.IDBA SYSTRON DONN INERTIAL	Z0001	D	3	2	1	TX	3	

GLOSSARY: NSN DETAILS

NCAGE	NATO Commercial and Government Entity Code
NCAGE NAME	NCAGE Name
RNSC	Reference Number Status Code
RNCC	Reference Number Category Code
RNVC	Reference Number Variation Code
DAC	Document Availability Code
RNAAC	Reference Number Action Activity Code
RNFC	Reference Number Format Code
RNJC	Reference Number Justification Code

CLOSE

Characteristics data is not integrated into NMCRL OFFLINE but is available in NMCRL WEB.
<https://eportal.nspa.nato.int/ac135public>

Need help with the terminology? [See the Glossary](#)

Another feature right in the Reference data box is the NCAGE additional data:

By clicking on the NCAGE Code (06811) you will get the NCAGE details popup screen.

“X” sign: by clicking on this icon NCAGE details screen will be closed and you will be taken back to the initial screen on your first detail listing request

NSN (2/2)

NSN
5915-00-101-2404

INC
00765

Item Name (Segment A)
FILTER,RADIO FREQUE

Item Name (ACodP-3) / Approved
Item Name
FILTER,RADIO FREQUENCY
INTERFERENCE

Assignment Date
15 DECEMBER 1972

FMSN
002

TIIC
1

FIG
A047B0

USERS (1)

USA

◀ PREVIOUS NEXT ▶

NCAGE	NCAGE NAME	REFERENCE NUMBER	RNSC	RNCC	RNVC	DAC	RNAAC	RNFC	RNJC
05245	TE CONNECTIVITY CORPORATION;DBA CORCOM; DIV CORCOM	F1060E	D	5	2	5	TX	3	
06811	SYSTRON DONNER INERTIAL, INC.;DBA SYSTRON DONNER INERTIAL	Z0001	D	3	2	1	TX	3	

NCAGE DETAILS: 06811

NCAGE Name
SYSTRON DONNER INERTIAL, INC.;DBA SYSTRON DONNER INERTIAL

ST1
2700 SYSTRON DR

City
CONCORD

Country
UNITED STATES

STE
CA

NAICS
334511

TOEC
A (US/CANADA MANUFACTURERS)

Former
02274 7E840 84458 01975 23977 1WR23 4G737

Email
BRETT.SEBASTIAN@SYSTRON.COM

TEL
9259794472

WEBSITE
WWW.INNOVISTASENSORS.COM

Identification
DUNS 080105378

LUPD
20 JUL 2018

SCSD
A (ACTIVE RECORD)

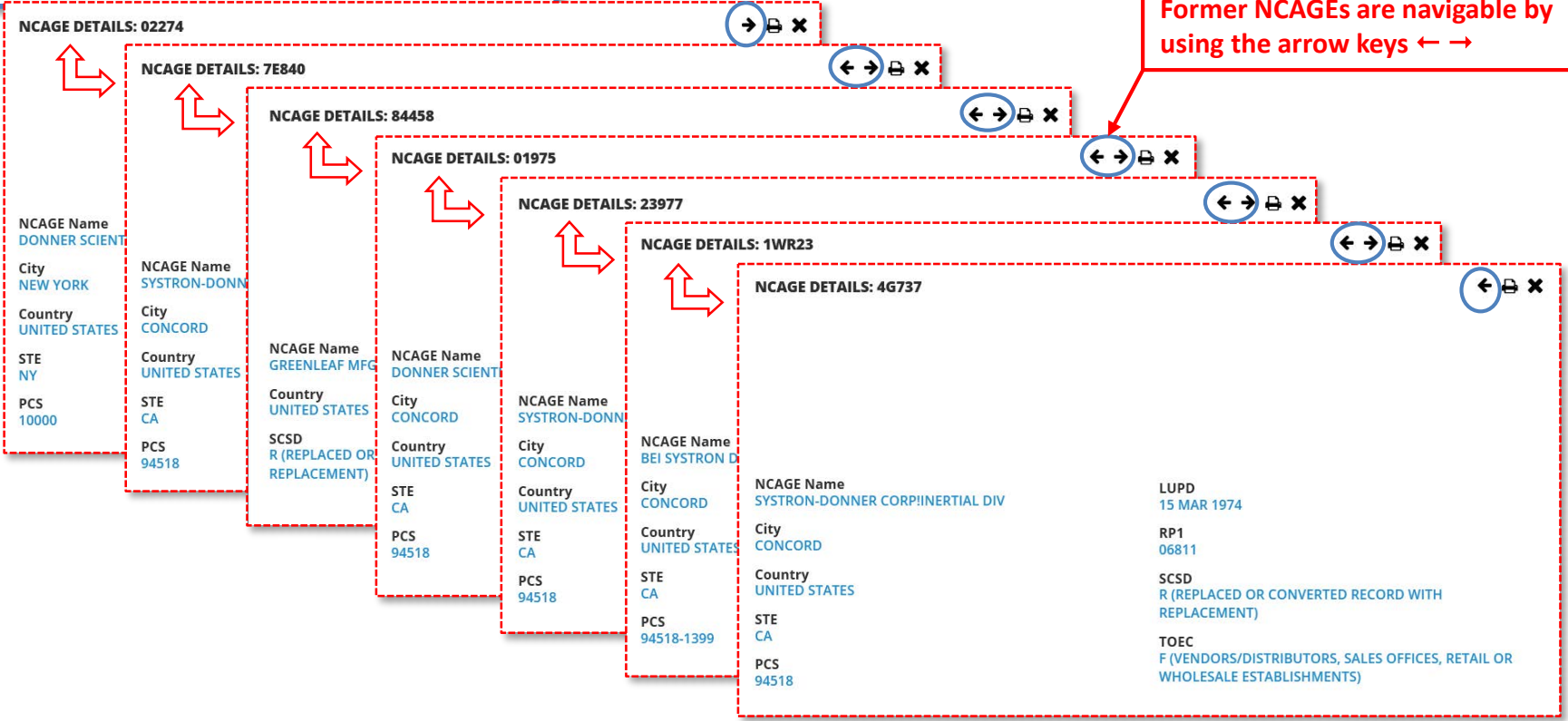
PCS
94518-1355

To see the Former NCAGEs, click on the respective NCAGE(s) (see next slide)

NCAGE DETAILS: 06811  

Former

[02274](#) [7E840](#) [84458](#) [01975](#) [23977](#) [1WR23](#) [4G737](#)



NCAGE Name
DONNER SCIENTI

City
NEW YORK

Country
UNITED STATES

STE
NY

PCS
10000

NCAGE Name
SYSTRON-DONN

City
CONCORD

Country
UNITED STATES

STE
CA

PCS
94518

NCAGE Name
GREENLEAF MFG

Country
UNITED STATES

SCSD
R (REPLACED OR
REPLACEMENT)

NCAGE Name
DONNER SCIENTI

City
CONCORD

Country
UNITED STATES

STE
CA

PCS
94518

NCAGE Name
SYSTRON-DONN

City
CONCORD

Country
UNITED STATES

STE
CA

PCS
94518-1399

NCAGE Name
BEI SYSTRON D

City
CONCORD

Country
UNITED STATES

STE
CA

PCS
94518

NCAGE Name
SYSTRON-DONNER CORP!!NERTIAL DIV

City
CONCORD

Country
UNITED STATES

STE
CA

PCS
94518

LUPD
15 MAR 1974

RP1
06811

SCSD
R (REPLACED OR CONVERTED RECORD WITH
REPLACEMENT)

TOEC
F (VENDORS/DISTRIBUTORS, SALES OFFICES, RETAIL OR
WHOLESALE ESTABLISHMENTS)

If you are done with this search and wish to do another search, click on the “CANCEL” button, bringing you again to the initial IoS Search Criteria screen.

Clicking on the “waste basket” icon, behind the search field will only clear data in that respective field

The screenshot displays the 'ITEM OF SUPPLY' application interface. At the top, it shows the search results for NSN/NIIN 001012401 | 001012404. Below this is a 'SELECTED NSN LIST' with three items: 'add item to list', 'remove item from list', and 'remove all items from list'. A table lists two NSNs with their details. At the bottom, there are buttons for 'SHOW NSN DETAILS' and 'CANCEL'. A second window shows the 'Search Criteria' form with various input fields and a 'waste basket' icon next to the NSN/NIIN field.

ITEM OF SUPPLY

You searched for: NSN/NIIN 001012401 | 001012404

SELECTED NSN LIST

- < add item to list
- ✕ remove item from list
- 🗑 remove all items from list

NSN	NIIN Status	INC	ITEM NAME ACODP3	ITEM NAME SEGMENT A	TIIC	FIIG
< 5905-00-101-2401	Active NSN with user	00010	RESISTOR, FIXED, WIRE WOUND	RESISTOR, FIXED, WIRE	1	A001A0
< 5915-00-101-2404	Active NSN with user	00765	FILTER, RADIO, FREQUENCY INTERFERENCE	FILTER, RADIO, FREQUE	1	A047B0

ITEM OF SUPPLY

Search Criteria

NSN/NIIN: 001012401 | 001012404 (waste basket icon)

NCB Assigning NSN: [Empty]

Reference Number: [Empty]

NCAGE: [Empty]

NCAGE Name: [Empty]

NSN/NIIN SC: [Empty]

NSC: [Empty]

INC: [Empty]

Item Name (Segment A): [Empty]

Users (MOE): [Empty]

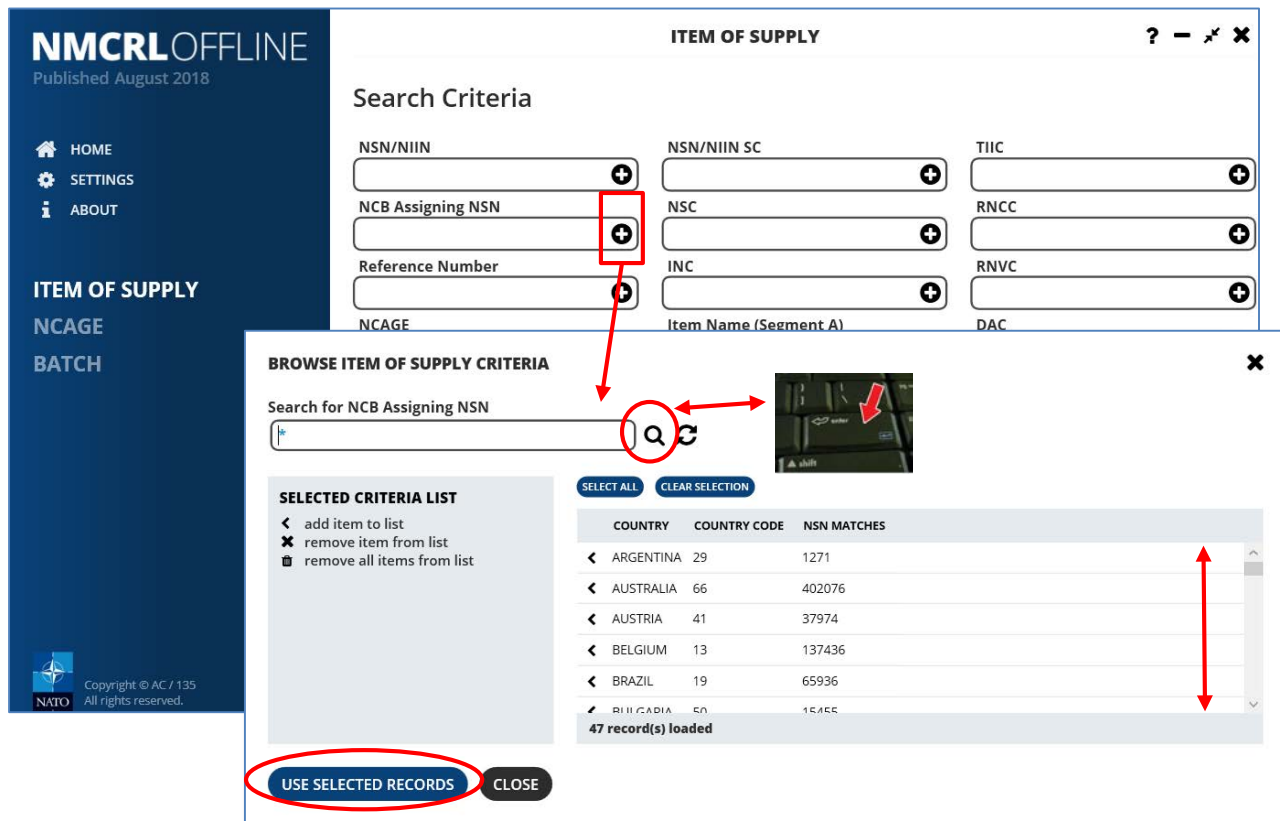
SEARCH

Click on NCB Assigning NSN field
 sign to open its **Browse List**:

You can do a search by National Codification Bureau (NCB) either by directly selecting the country from the Browse List (scrolling up and down), or you can put in the 1st letter of the country in the search field followed by the wildcard *

Click on **Search function** or push **ENTER key** and a list of all countries starting with that letter will show up to select from.

Scroll down to see remaining list of countries. Once you select what country's you need (< sign), click on button **"USE SELECTED RECORDS"** to continue search.



NMCRL OFFLINE
Published August 2018




HOME
SETTINGS
ABOUT




ITEM OF SUPPLY
NCAGE
BATCH




Copyright © AC / 135
All rights reserved.

ITEM OF SUPPLY

Search Criteria

NSN/NIIN  NSN/NIIN SC  TIIC 

NCB Assigning NSN  NSC  RNCC 

Reference Number  INC  RNVC 

NCAGE Item Name (Segment A) DAC

BROWSE ITEM OF SUPPLY CRITERIA

Search for NCB Assigning NSN

SELECT ALL CLEAR SELECTION

SELECTED CRITERIA LIST

- < add item to list
- ✕ remove item from list
- 🗑 remove all items from list

COUNTRY	COUNTRY CODE	NSN MATCHES
< ARGENTINA	29	1271
< AUSTRALIA	66	402076
< AUSTRIA	41	37974
< BELGIUM	13	137436
< BRAZIL	19	65936
< BULGARIA	50	15455

47 record(s) loaded

USE SELECTED RECORDS CLOSE

In this Example we wish to do a search for data using the country of "GREECE".

You may type **GREECE** in the Search box, but also only the starting letter **G*** with wildcard.

Click on **Search icon** or push **ENTER** key and a list of all countries starting with "G" will show up.

Add "**GREECE**" to the selected criteria list by clicking on **<** sign.

Click on "**USE SELECTED RECORDS**" button
(see next slide)

BROWSE ITEM OF SUPPLY CRITERIA

Search for NCB Assigning NSN

G*

SELECT ALL CLEAR SELECTION

COUNTRY	COUNTRY CODE	NSN MATCHES
< GERMANY	12	3834178
< GREECE	23	45562

USE SELECTED RECORDS

BROWSE ITEM OF SUPPLY CRITERIA

Search for NCB Assigning NSN

G*

SELECT ALL CLEAR SELECTION

SELECTED CRITERIA LIST

- < add item to list
- ✘ remove item from list
- 🗑 remove all items from list

GREECE ✘

1 record(s) selected

USE SELECTED RECORDS CLOSE

2 record(s) loaded

The country **GREECE** is now listed.

You may select another field of search and enter your data to do a combined search. This will be a Reference Number or Item Name Code etc....

See next slide

Published August 2018

NMCRL OFFLINE

ITEM OF SUPPLY

NCAGE

BATCH

NATO


ITEM OF SUPPLY

? - ✕ ✕

Search Criteria

NSN/NIIN	<input type="text"/>	+
NCB Assigning NSN	<input type="text" value="GREECE"/>	✕ +
Reference Number	<input type="text"/>	+
NCAGE	<input type="text"/>	+
NCAGE Name	<input type="text"/>	+
NSN/NIIN SC	<input type="text"/>	+
NSC	<input type="text"/>	+
INC	<input type="text"/>	+
Item Name (Segment A)	<input type="text"/>	+
Users (MOE)	<input type="text"/>	+
TIIC	<input type="text"/>	+
RNCC	<input type="text"/>	+
RNVC	<input type="text"/>	+
DAC	<input type="text"/>	+
RNSC	<input type="text"/>	+

SEARCH

Need help with the terminology? [See the Glossary](#) 

This case shows a combined fields search: we want to see all Reference Numbers beginning with the digits **123** (using * as a wildcard) **AND** which pertain to **GREECE**

Click on **<SEARCH>** button or hit **<ENTER>** for results.



NMCRL OFFLINE
Published August 2018

ITEM OF SUPPLY

NCAGE

BATCH

ITEM OF SUPPLY

? - ✕ ✕ ✕

Search Criteria

NSN/NIIN <input type="text"/>	NSN/NIIN SC <input type="text"/>	TIIC <input type="text"/>
NCB Assigning NSN GREECE <input type="text"/>	NSC <input type="text"/>	RNCC <input type="text"/>
Reference Number 123* <input type="text"/>	INC <input type="text"/>	RNVC <input type="text"/>
NCAGE <input type="text"/>	Item Name (Segment A) <input type="text"/>	DAC <input type="text"/>
NCAGE Name <input type="text"/>	Users (MOE) <input type="text"/>	RNSC <input type="text"/>

Need help with the terminology?
[See the Glossary](#)

Processing your request

PLEASE WAIT ...

All NSN's assigned by **Greece** AND Reference No. beginning with **123** are now available for selection (**Total matches: 86 NSNs**).

What you searched for is always indicated at top of screen.

With mouse scroll down to see remaining List of NSNs.

From here just select which items you wish to view (< add item to list) and click on **"SHOW NSN DETAILS"** button.

To check all NSNs for viewing click **"SELECT ALL"** button in header of Browse List.

ITEM OF SUPPLY

You searched for: NCB ASSIGNING NSN GREECE REFERENCE NUMBER 123*

SELECTED NSN LIST

- < add item to list
- ✕ remove item from list
- 🗑️ remove all items from list

7195-23-114-5247

1 record(s) selected

SHOW NSN DETAILS CANCEL


NSN	REFERENCE NUMBER	NCAGE	ITEM NAME ACODP3	ITEM NAME SEGMENT A
< 5855 23 114-4601	123-150	G1797	SHELF,PIVOT AND ADJUSTMENT	SHELF,PIVOT AND ADJ
< 1240 23 114-4610	123-131	G1797	MOUNT,SIGHT	MOUNT,SIGHT
< 1240 23 114-4611	123-132	G1797	MOUNT,SIGHT	MOUNT,SIGHT
< 7195 23 114-5247	123-184	G0808	CHAIR,ROTARY	CHAIR,ROTARY
< 5855 23 114-5292	123-355	G1797	VIEWER,NIGHT VISION	VIEWER,NIGHT VISION
< 5855 23 114-5293	123-596	G1797	VIEWER KIT,NIGHT VISION	VIEWER KIT,NIGHT VI
< 5855 23 114-5295	123-312	G1797	CASE,INFRARED EQUIPMENT	CASE,INFRARED EQUIP
< 5855 23 114-5296	123-346	G1797	CASE,INFRARED EQUIPMENT	CASE,INFRARED EQUIP
< 5855 23 114-5297	123-347	G1797	HARNES,NIGHT VISION GOGGLES	HARNES,NIGHT VISIO
< 5140 23 114-5298	123-348	G1797	CASE,TOOL AND ACCESSORIES	CASE,TOOL AND ACCES

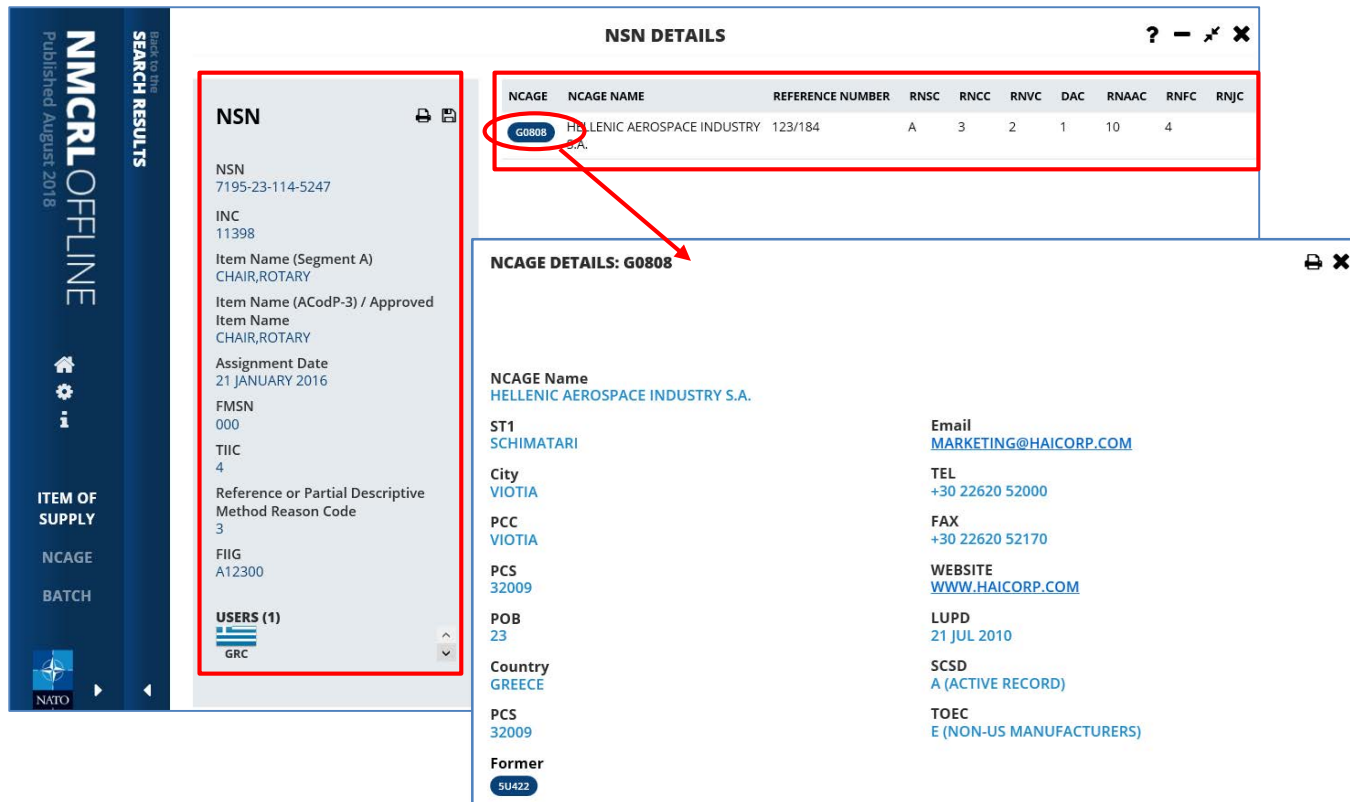
86 record(s) loaded

From Browse List at previous slide, we have selected NSN **7195-23-114-5247** to see its **NSN Details**:

- Identification details at left column
- NCAGE, Reference Number and related codes at right column

This **NSN details** can be printed or saved to disk  

The **NCAGE details** which can be printed  become visible by clicking on the respective NCAGE button, here **G0808**



The screenshot displays the NMCRL OFFLINE application interface. On the left is a dark blue sidebar with the text 'NMCRL OFFLINE' and 'Published August 2018'. Below this are icons for 'ITEM OF SUPPLY', 'NCAGE', and 'BATCH', along with a NATO logo. The main content area is divided into two columns. The left column, titled 'NSN', contains details for NSN 7195-23-114-5247, including INC 11398, Item Name (Segment A) CHAIR, ROTARY, Item Name (ACodP-3) / Approved Item Name CHAIR, ROTARY, Assignment Date 21 JANUARY 2016, FMSN 000, TIIC 4, Reference or Partial Descriptive Method Reason Code 3, and FIIG A12300. Below this is a 'USERS (1)' section with a bar chart and the label 'GRC'. The right column, titled 'NSN DETAILS', contains a table with columns: NCAGE, NCAGE NAME, REFERENCE NUMBER, RNSC, RNCC, RNVC, DAC, RNAAC, RNFC, and RNJC. The first row is highlighted with a red box and contains: G0808, HELLENIC AEROSPACE INDUSTRY S.A., 123/184, A, 3, 2, 1, 10, 4. A red arrow points from the 'G0808' button in this table to a larger window titled 'NCAGE DETAILS: G0808'. This window displays the following information: NCAGE Name HELLENIC AEROSPACE INDUSTRY S.A., ST1 SCHIMATARI, City VIOTIA, PCC VIOTIA, PCS 32009, POB 23, Country GREECE, Former 5U422, Email MARKETING@HAICORP.COM, TEL +30 22620 52000, FAX +30 22620 52170, WEBSITE WWW.HAICORP.COM, LUPD 21 JUL 2010, SCSD A (ACTIVE RECORD), and TOEC E (NON-US MANUFACTURERS).

Here is an Example of a multiple search with some of the fields; in this case we wanted all the matches for any Reference Number beginning with 348 with an NSC of 5340 and an NCAGE Code of 80009.

Note: You may use * or % as the wildcard for all field searches.

Click on **“SEARCH”** button or hit <Enter> on keyboard (see next slide)

Published August 2018
NMCRL OFFLINE

ITEM OF SUPPLY

Search Criteria

NSN/NIIN	NSN/NIIN SC	TIIC
<input type="text"/>	<input type="text"/>	<input type="text"/>
NCB Assigning NSN	NSC	RNCC
<input type="text"/>	5340	<input type="text"/>
Reference Number	INC	RNVC
348*	<input type="text"/>	<input type="text"/>
NCAGE	Item Name (Segment A)	DAC
80009	<input type="text"/>	<input type="text"/>
NCAGE Name	Users (MOE)	RNSC
<input type="text"/>	<input type="text"/>	<input type="text"/>

SEARCH

Need help with the terminology? [See the Glossary](#)

Processing your request
PLEASE WAIT ...

Results show **28** NSN matches with combined search:

- NCAGE **80009**
- Reference Numbers that all start out with **348**
- NSNs starting with NSC **5340**

You can select one or all items for review, by clicking on the "< sign" from the Browse List.

When selected, click on the **"SHOW NSN DETAILS"** button.

ITEM OF SUPPLY

You searched for: NCAGE 80009 NSC 5340 REFERENCE NUMBER 348*

SELECTED NSN LIST

- < add item to list
- ✗ remove item from list
- 🗑 remove all items from list

NSN	REFERENCE NUMBER	NCAGE	ITEM NAME ACODP3	ITEM NAME SEGMENT A
< 5340-00-012-0589	348-0050-00	80009	CAP,PROTECTIVE,DUST AND MOISTURE SEAL	CAP,PROTECTIVE,DUST
< 5340-00-062-5431	348-0191-00	80009	BUMPER	BUMPER
< 5340-00-062-5431	348-0079-00	80009	BUMPER	BUMPER
< 5340-00-209-9262	348-0001-00	80009	BUMPER	BUMPER
< 5340-00-209-9262	348-001	80009	BUMPER	BUMPER
< 5340-00-225-3100	348-0080-01	80009	TIP,FURNITURE LEG	TIP,FURNITURE LEG
< 5340-00-235-9553	348-0180-00	80009	BUMPER	BUMPER
< 5340-00-240-8341	348-0181-00	80009	BUMPER	BUMPER
< 5340-00-743-4746	348-0062-00	80009	BUMPER	BUMPER




28 Record(s) loaded

SHOW NSN DETAILS CANCEL


SUCCESS!
28 records found

The remaining **ITEM of SUPPLY** search selections all operate basically the same way as what we just reviewed

NMCRLOFFLINE
Published August 2018
















 HOME
 SETTINGS
 ABOUT

ITEM OF SUPPLY
NCAGE
BATCH


 Copyright © AC / 135
All rights reserved.

ITEM OF SUPPLY ? - ✕ ✕

Search Criteria

NSN/NIIN 	NSN/NIIN SC 	TIIC 
NCB Assigning NSN 	NSC 	RNCC 
Reference Number 	INC 	RNVC 
NCAGE 	Item Name (Segment A) 	DAC 
NCAGE Name 	Users (MOE) 	RNSC 

SEARCH

Need help with the terminology? [See the Glossary](#) 

2nd Search Module:

<NCAGE>

This module allows to search for detailed address data and related codes of companies and suppliers in relation to their assigned NCAGE (NATO Commercial and Government Entity) Code.

Click on <NCAGE> link

(see next slide)

NMCRL OFFLINE
Published August 2018

HOME
SETTINGS
ABOUT

ITEM OF SUPPLY
NCAGE
BATCH

NCAGE

Search Criteria

NCAGE
Country
NACE

NCAGE Name
City/PCC
PSC/PCS

NAICS
UNSPSC
Identification

SEARCH

Need help with the terminology?
[See the Glossary](#)

Copyright © AC / 135
All rights reserved.

You will notice that all of the search options and functionalities in <NCAGE> module are the same as in the <Item of Supply> module.

Search Criteria fields can be used alone or combined (Boolean operator between fields is always AND "&").

Published August 2018

NMCRL OFFLINE

ITEM OF SUPPLY

NCAGE

BATCH

NATO

NCAGE

Search Criteria

NCAGE

Country

NACE

NCAGE Name

City/PCC

PSC/PCS

NAICS

UNSPSC

Identification

SEARCH

Need help with the terminology?
[See the Glossary](#)

GLOSSARY: NCAGE

NCAGE	NATO Commercial and Government Entity Code <i>A unique identifier assigned to commercial and government entities. NCAGE codes provide a standardized method of identifying a given facility at a specific location.</i>
NACE	Statistical Classification of Economic Activities (EU) Code
CITY/PCC	City, physical address/City, postal address
PSC/PCS	Post code, physical address (ZIP code in US)/Post code, postal address
NAICS	North American Industry Classification System Code
UNSPSC	United Nations Standard Products and Services Code
IDENTIFICATION	National Identification Number
NSDC	NCAGE Status Designator Code
TOEC	Type of Organisational Entity Code
NCAGE REPLACEMENT 1	Replacement NCAGE Code No. 1
NCAGE REPLACEMENT 2	Replacement NCAGE Code No. 2
NCAGE REPLACEMENT 3	Replacement NCAGE Code No. 3
NCAGE REPLACEMENT 4	Replacement NCAGE Code No. 4
NCAGE REPLACEMENT 5	Replacement NCAGE Code No. 5

Wildcard characters * or % can be used within most search fields. Example: NCAGE A*B displays all **Croatian** NCAGES.

If you know the NCAGE, here **81205**, you want data on just type it in and click on “**SEARCH**” button or hit **<ENTER>** on keyboard.

NMCRL OFFLINE
Published August 2018

NCAGE

Search Criteria

NCAGE: 81205

Country: []

NACE: []

NCAGE Name: []

City/PCC: []

PSC/PCS: []

NAICS: []

UNSPSC: []

Identification: []

SEARCH

Need help with the terminology?
[See the Glossary](#)



ITEM OF SUPPLY

NCAGE

BATCH

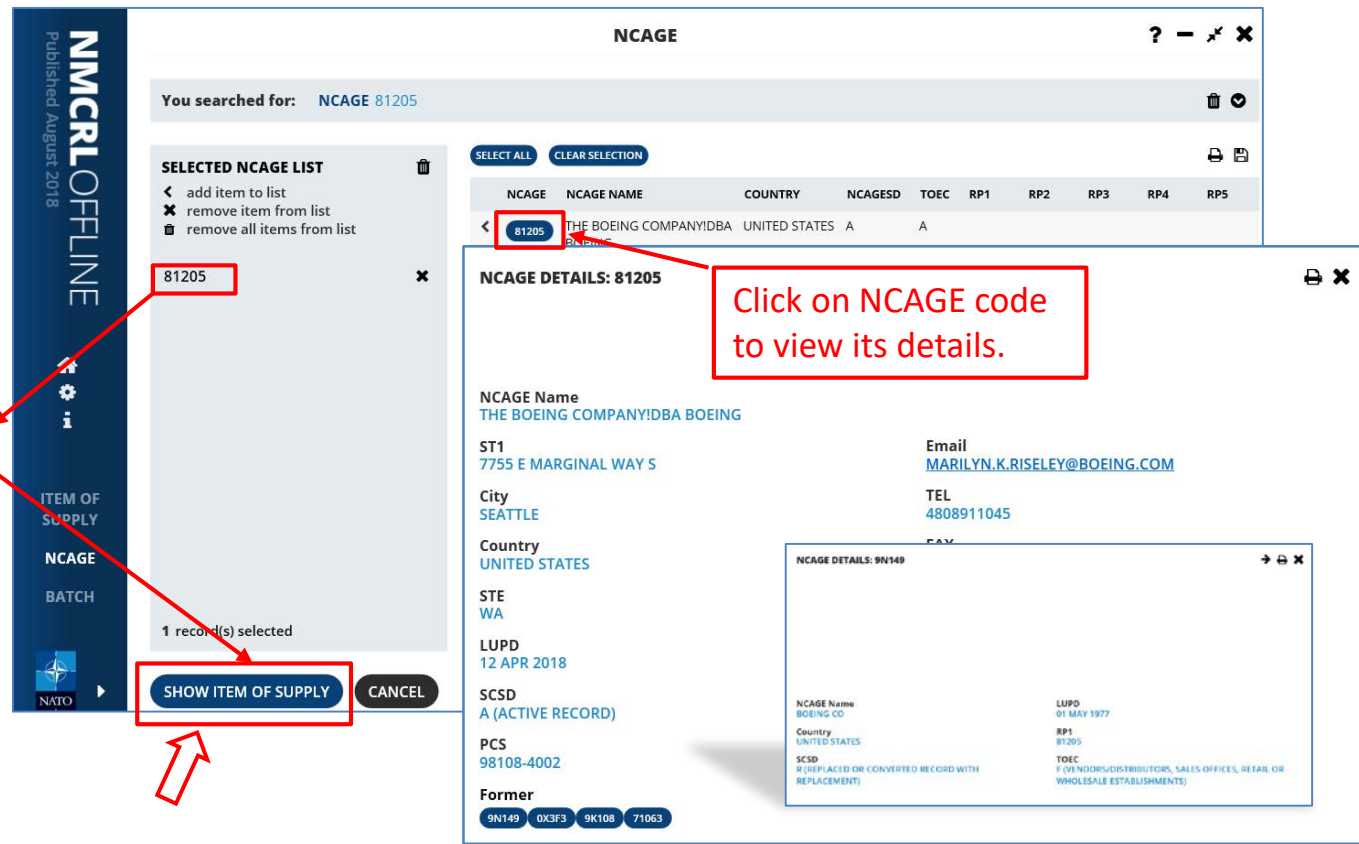
NATO

www.nato.int/nmcrl

The results for **81205** are now available to view. If there was a replacement NCAGE or NCAGEs they will be listed (cf. RP1, RP2, etc..). Print  and Save icon  are located at the right side. Click on "CANCEL" button to start a new search.

If you want to see the **Related NSNs** select the NCAGE (< sign) and click on "SHOW ITEM OF SUPPLY" button (*next slide*).

Note: the wildcard (*) can be used at any position within NCAGE field (A*B, A*, or *B)



NCAGE

You searched for: NCAGE 81205

SELECTED NCAGE LIST

- < add item to list
- ✗ remove item from list
- ☒ remove all items from list

81205

1 record(s) selected

SHOW ITEM OF SUPPLY **CANCEL**

NCAGE DETAILS: 81205

NCAGE Name
THE BOEING COMPANY IDBA BOEING

ST1
7755 E MARGINAL WAY S

City
SEATTLE

Country
UNITED STATES

STE
WA

LUPD
12 APR 2018

SCSD
A (ACTIVE RECORD)

PCS
98108-4002

Former
9N149 0X3F3 9K108 71063

Email
MARILYN.K.RISELEY@BOEING.COM

TEL
4808911045

FAX

NCAGE DETAILS: 9N149

NCAGE Name
BOEING CO

Country
UNITED STATES

SCSD
R (REPLACED OR CONVERTED RECORD WITH REPLACEMENT)

LUPD
01 MAY 1977

RP1
81205

TOEC
T (VENDORS/DISTRIBUTORS, SALES OFFICES, RETAIL OR WHOLESALE ESTABLISHMENTS)

Search Criteria

NSN/NIIN
 NCB Assigning NSN
 Reference Number
NCAGE
 81205
 NCAGE Name
SEARCH

ITEM OF SUPPLY

You searched for: NCAGE 81205

SELECTED NSN LIST

- 3030-00-001-1241

SEARCH RESULTS

NSN	REFERENCE NUMBER	NCAGE	ITEM NAME ACOOP3	ITEM NAME SEGMENT A
4720-00-001-1236	BACD40A	81205	HOSE,AIR DUCT	HOSE,AIR DUCT
4720-00-001-1236	BACD40A08-036-6A14	81205	HOSE,AIR DUCT	HOSE,AIR DUCT
3030-00-001-1241	37-111	81205	BELT,POSITIVE DRIVE	BELT,POSITIVE DRIVE
5940-00-001-1496	BACS135175BNP	81205	FERRULE,METALLIC SHIELDED CABLE,GROUNDING	FERRULE,METALLIC SH
5940-00-001-1496	BACS135175BNP AND BACS135275CNP	81205	FERRULE,METALLIC SHIELDED CABLE,GROUNDING	FERRULE,METALLIC SH
5940-00-001-1496	BACS135175BNP	81205	FERRULE,METALLIC SHIELDED CABLE,GROUNDING	FERRULE,METALLIC SH
5365-00-001-2306	29-466			
5365-00-001-2307	29-466			

1 record(s) selected

SHOW NSN DETAILS CANCEL

NSN DETAILS

NCAGE	NCAGE NAME	REFERENCE NUMBER	RINC	RINC2	RINC3	DAC	RNAAC	RNFC	RNGC
00033	ROYAL ADHESIVES AND SEALANTS, LUCIFERA ROYAL ELASTOMERS/DY SOUTH BEND	9315X1-SB1H10G2	B	5	9	6	AX	4	
10043	CONITECH USA, INC.	XLP03-320	B	5	9	5	AX	4	
24141	GATES CORPORATION	800H150L	D	3	2	6	AX	4	
47300	THE BOSSING COMPANY/DIBA ECE/ENG	37-111	C	1	2	2	AX	4	
81205	PARKER-HANNIFIN CORPORATION/DIBA INDUSTRIAL HOSE PRODUCT DIVISION/DY INDUSTRIAL HOSE PRODUCTS DIVISION	800H150L	B	5	9	6	AX	4	

NSN

NSN 3030 00 001-1241
 INC 19541
 Item Name (Segment A) BELT,POSITIVE DRIVE
 Item Name (ACoDP-3) / Approved BELT,POSITIVE DRIVE
 Assignment Date 24 SEPTEMBER 1972
 FMSN 609
 TIC 1
 FRIG A22380

USERS (2)
 ESP USA

Characteristics data is not integrated into NMCRL OFFLINE but is available in NMCRL WEB.
<https://portal.njpa.nato.int/act25public>

Need help with the terminology? [See the Glossary](#)

Search Related NSNs for NCAGE 81205



Clicking on the **+** sign in NCAGE search field will activate **NCAGE Browse**: From here we can get a complete list of all NCAGEs starting with 00000; you can also see what the NCAGE Status is under NSDC (NCAGE Status Designator Code). You can also do a wildcard search if you know the first 1 to 4 letters or numbers of the NCAGE. Using **number 8000** and **wildcard *** we will start our search for company **“Tektronix Inc”** located in city **“Beaverton”** in the **“United States”**.

Click on **“Search”** or hit **“Enter”** in pop-up box.

NMCRL OFFLINE
Published August 2018

HOME
SETTINGS
ABOUT

ITEM OF SUPPLY
NCAGE
BATCH

Copyright © AC / 135
All rights reserved.

NCAGE

Search Criteria

NCAGE **+** NCAGE Name **+** NAICS **+**
Country **+** City/PCC **+** UNSPSC **+**
NACE PSC/PCS Identification

BROWSE NCAGE CRITERIA

Search for NCAGE
 🔍 ↻

SELECT ALL CLEAR SELECTION

SELECTED CRITERIA LIST
 < add item to list
 ✕ remove item from list
 🗑 remove all items from list

NCAGE	COUNTRY	NSDC
< 80000	UNITED STATES	F
< 80001	UNITED STATES	F
< 80002	UNITED STATES	F
< 80003	UNITED STATES	F
< 80004	UNITED STATES	F
✓ 80005	UNITED STATES	D

11 record(s) loaded

USE SELECTED RECORDS CLOSE

Browse List search results show we have 11 records (matches) for NCAGE code starting with **8000** followed by wildcard *

- Select individual items (add items to list) by clicking on arrow sign <
- Select all items by clicking on “**Select All**” button

In this example, we select all 11 records (NCAGEs)

Click on button “**Use Selected Records**”.

The screenshot displays the NMCRL OFFLINE interface for searching NCAGEs. The main window shows search criteria for NCAGE, Country, and Identification. A dialog box titled "BROWSE NCAGE CRITERIA" is open, showing a search for "8000*" and a list of 11 records. The "SELECT ALL" button is highlighted in red. A confirmation dialog "Select All Records Confirmation" is also visible, asking "Are you sure you want to select all records?" with "Yes" and "No" buttons. The "USE SELECTED RECORDS" button is also highlighted in red.

NMCRL OFFLINE
Published August 2018

HOME
SETTINGS
ABOUT

ITEM OF SUPPLY
NCAGE
BATCH

Copyright © AC / 135
All rights reserved.

NCAGE

Search Criteria

NCAGE
Country
NACE

NCAGE Name
City/PCC
PSC/PCS

Identification
NAILS
UNSPSC

BROWSE NCAGE CRITERIA

Search for NCAGE
8000*

SELECTED CRITERIA LIST

- < add item to list
- ✘ remove item from list
- 🗑 remove all items from list

80000 ✘
80001 ✘
80002 ✘
80003 ✘

11 record(s) selected

USE SELECTED RECORDS CLOSE

SELECT ALL CLEAR SELECTION

Select All Records Confirmation

Are you sure you want to select all records?

Yes No

NCAGE	COUNTRY	NSDC
< 80000	UNITED STATES	F
< 80001	UNITED STATES	F
< 80002	UNITED STATES	F
< 80003	UNITED STATES	F
< 80004	UNITED STATES	F
< 80005	UNITED STATES	D

11 record(s) loaded

The 11 NCAGE codes are placed in the appropriate field.

Click on the “**Search**” button or hit “**Enter**” to continue.

NMCRL OFFLINE
Published August 2018

NCAGE

Search Criteria

NCAGE
80000 | 80001 | 80002 | 80003 | 80004 | [trash] [+]

Country [input] [+]

NACE [input] [+]

NCAGE Name [input] [+]

City/PCC [input] [+]

PSC/PCS [input] [+]

NAICS [input] [+]

UNSPSC [input] [+]

Identification [input] [+]

Need help with the terminology?
[See the Glossary](#) [help icon]

SEARCH

ITEM OF SUPPLY

NCAGE

BATCH

NATO

www.nato.int/nmcrl

Browse List shows the 11 NCAGE data records we searched for.

Scrolling down the Browse List we can already detect one NCAGE **80009** having as Name “**TEKTRONIX**”.

The **NCAGE details** will give us the final evidence if it's really the NCAGE we are looking for (see next slide)

NCAGE

You searched for: NCAGE 80000 | 80001 | 80002 | 80003 | 80004 | 80005 | 80006 | 80007 | 80008 | 80009 | 8000B

SELECTED NCAGE LIST

- ← add item to list
- ✕ remove item from list
- 🗑 remove all items from list

NCAGE	NCAGE NAME	COUNTRY	NCAGESD	TOEC	RP1	RP2	RP3	RP4	RP5
80003	NUCLEAR INSTRUMENTS INC	UNITED STATES	F	A					
80004	PRECISION RADIATION INSTRUMENTS INC	UNITED STATES	F	A					
80005	REMINGTON AIR CONDITIONING CO INC	UNITED STATES	R	A	72143				
80006	LITTON SYSTEMS INCI AIRTRON DIV	UNITED STATES	H	A					
80007	TROYKE MFG CO INC	UNITED STATES	A	A					
80008	ELECTRO ENGINEERING WORKS INC	UNITED STATES	A	A					
80009	TEKTRONIX, INC.IDBA TEKTRONIX	UNITED STATES	A	F					
8000B	EMBUTICIONES PROFUNDAS DEL NORTE SA	SPAIN	A	E					

11 record(s) loaded

SHOW ITEM OF SUPPLY CANCEL

Click on the respective NCAGE codes in the Browse List to see the **NCAGE details**.

NCAGE code **80009** is confirmed: Details show NCAGE Name **Tektronix** located in **Beaverton, USA**

Note that the Email and Website fields are *hyperlinked* (clickable).

The screenshot displays the NMCRL-OFFLINE interface with the following details:

- Left Sidebar:** NMCRL-OFFLINE (Published August 2018), ITEM OF SUPPLY, NCAGE, BATCH, NATO.
- Search Bar:** You searched for: NCAGE 80000 | 80001 | 80002 | 80003 | 80004 | 80005 | 80006 | 80007 | 80008 | 80009 | 8000B
- NCAGE DETAILS: 80007:**
 - NCAGE Name: TROYKE MFG CO INC
 - ST1: 11294 ORCHARD ST
 - City: CINCINNATI
 - Country: UNITED STATES
 - STE: OH
 - NAICS: 332710
 - TOEC: A (US/CANADA MANUFACTURERS)
- NCAGE DETAILS: 80008:**
 - NCAGE Name: ELECTRO ENGINEERING WORKS INC
 - ST1: 2041 W 139TH ST.
 - City: GARDENA
 - Country: UNITED STATES
 - STE: CA
 - Former: 66500
- NCAGE DETAILS: 80009 (highlighted):**
 - NCAGE Name: **TEKTRONIX, INC.IDBA TEKTRONIX**
 - ST1: 14150 SW KARL BRAUN DR
 - City: **BEAVERTON**
 - Country: UNITED STATES
 - STE: OR
 - LUPD: 06 JUL 2018
 - SCSD: A (ACTIVE RECORD)
 - PCS: 97077-0001
 - Former: 22933 52152 21956 38426 58483 16062 61100 7E843 8AVE:
 - Email: BUY@TEKTRONIX.COM
 - TEL: 8008339200
 - FAX: 5036273866
 - WEBSITE: WWW.HTTPS://TEK.COM/
 - Identification: DUNS 009020231
 - NAICS: 334220+334515+541380+811219
 - TOEC: F (VENDORS/DISTRIBUTORS, SALES OFFICES, RETAIL OR WHOLESALE ESTABLISHMENTS)

To speed-up the search for the company “Tektronix Inc” located in city “Beaverton” in the “United States”, and where you know that the NCAGE starts with the number 8 you may do a multiple fields search with:

- NCAGE: **8***
- NCAGE Name: **TEKTRONIX**
- City/PCC: **BEAVERTON**

NCAGE

Search Criteria

NCAGE: 8* NCAGE Name: TEKTRONIX NAICS: UNSPSC: Identification:

Country: City/PCC: BEAVERTON

NACE: PSC/PCS:

SEARCH

Need help with the terminology? [See the Glossary](#)

You searched for: NCAGE 8* NCAGE NAME TEKTRONIX CITY/PCC BEAVERTON

SELECTED NCAGE LIST

< add item to list
 ✕ remove item from list
 🗑 remove all items from list

NCAGE	NCAGE NAME	COUNTRY
80009	TEKTRONIX, INC.IDBA TEKTRONIX	UNITED STATES

1 record(s) loaded

SHOW ITEM OF SUPPLY **CANCEL**

NCAGE DETAILS: 80009

NCAGE Name: TEKTRONIX, INC.IDBA TEKTRONIX

ST1: 14150 SW KARL BRAUN DR
 City: BEAVERTON
 Country: UNITED STATES
 STE: OR
 LUPD: 06 JUL 2018

Email: BUY@TEKTRONIX.COM
 TEL: 8008339200
 FAX: 5036273866
 WEBSITE: WWW.HTTPS://TEK.COM/
 Identification: DUNS 009020231
 NAICS: 334220+334515+541380+811219
 TOEC: F (VENDORS/DISTRIBUTORS, SALES OFFICES, RETAIL OR WHOLESALE ESTABLISHMENTS)

Former: 22933 32155 21996 38426 38483 16065 61100 78843 0AVL

Search Result hit is NCAGE Code: **80009**

Once you find the NCAGE you need and after having closed the NCAGE details popup screen, select the appropriate NCAGE code to add to list. (arrow < sign)

Click on “Show Item of Supply” button and you will get all known NSN’s that list this NCAGE (i.e. Related NSNs).

The screenshot displays the NMCRL OFFLINE application interface. On the left is a dark blue sidebar with the text 'NMCRL OFFLINE' and 'Published August 2018'. Below this are icons for home, settings, and a NATO logo. The main content area is titled 'NCAGE' and shows search results for 'NCAGE 80007 | 80008 | 80009 | 80010 | 80011 | 80014'. A 'SELECTED NCAGE LIST' is visible on the left, containing the code '80009'. A table of search results is shown in the center, with columns for NCAGE, NCAGE NAME, COUNTRY, NCAGESD, TOEC, RP1, RP2, RP3, RP4, and RP5. The table lists six entries, with the third entry (NCAGE 80009) highlighted. A 'SHOW ITEM OF SUPPLY' button is located at the bottom of the selected list. A 'NCAGE DETAILS: 80009' popup window is open on the right, displaying information for 'TEKTRONIX, INC.:DBA TEKTRONIX', including contact details, website, and identification numbers. Red arrows point from the text instructions to the '80009' code in the list, the 'SHOW ITEM OF SUPPLY' button, and the 'NCAGE DETAILS' popup.

SELECTED NCAGE LIST

- < add item to list
- ✕ remove item from list
- 🗑 remove all items from list

80009

1 record(s) selected

SHOW ITEM OF SUPPLY CANCEL

NCAGE

You searched for: NCAGE 80007 | 80008 | 80009 | 80010 | 80011 | 80014

SELECT ALL CLEAR SELECTION

NCAGE	NCAGE NAME	COUNTRY	NCAGESD	TOEC	RP1	RP2	RP3	RP4	RP5
< 80007	TROYKE MFG CO INC	UNITED STATES	A	A					
< 80008	ELECTRO ENGINEERING WORKS INC	UNITED STATES	A	A					
< 80009	TEKTRONIX, INC.:DBA TEKTRONIX	UNITED STATES	A	F					
< 80010	GLOBAL INCL COAL								
< 80011	FISHER								
< 80014	US F...								

6 record(s) loaded

NCAGE DETAILS: 80009

NCAGE Name
TEKTRONIX, INC.:DBA TEKTRONIX

ST1
14150 SW KARL BRAUN DR

City
BEAVERTON

Country
UNITED STATES

STE
OR

LUPD
06 JUL 2018

SCSD
A (ACTIVE RECORD)

PCS
97077-0001

Former
22933 52155 2H956 38426 58483 1G065 61100 7E843 0AVE3

Email
BUY@TEKTRONIX.COM

TEL
8008339200

FAX
5036273866

WEBSITE
WWW.HTTPS://TEK.COM/

Identification
DUNS 009020231

NAICS
334220+334515+541380+811219

TOEC
F (VENDORS/DISTRIBUTORS, SALES OFFICES, RETAIL OR WHOLESALE ESTABLISHMENTS)

Results reveal
22,960 NSNs that
matched.

To view any or all of
these select the
individual NSNs in
Pick List by clicking
on arrow < sign

Clicking the “Show
NSN Details” button
will give you all the
data details on the
NSNs you selected.

ITEM OF SUPPLY ? - ✕ ×

Search Criteria

NSN/NIIN NSN/NIIN SC TIIC

NCB Assignm

Reference N

NCAGE **80009**

NCAGE Name

SEARCH

ITEM OF SUPPLY ? - ✕ ×

You searched for: **NCAGE 80009**

SELECTED NSN LIST

< add item to list

▲ remove item from list

🗑 remove all items from list

SELECT ALL **CLEAR SELECTION**


NSN	REFERENCE NUMBER	NCAGE	ITEM NAME ACDP3	ITEM NAME SEGMENT A
< 5950-00-01-3225	108-0389-00	80009	COIL,RADIO FREQUENCY	COIL,RADIO FREQUENC
< 5950-00-01-3226	114-0222-00	80009	COIL,RADIO FREQUENCY	COIL,RADIO FREQUENC
< 5950-00-01-3229	120-0455-00	80009	TRANSFORMER,POWER	TRANSFORMER,POWER
< 5905-00-01-5759	321-0431-01	80009	RESISTOR,FIXED,FILM	RESISTOR,FIXED,FILM
< 6625-00-01-6916	2101	80009	GENERATOR,PULSE	GENERATOR,PULSE
< 5961-00-01-7443	152-0272-00	80009	SEMICONDUCTOR DEVICE,DIODE	SEMICONDUCTOR DEVIC
< 5950-00-01-7554	108-0620-00	80009	REACTOR	REACTOR
< 5950-00-01-7555	108-0655-00	80009	COIL,RADIO FREQUENCY	COIL,RADIO FREQUENC
< 5950-00-01-7557	120-0684-00	80009	TRANSFORMFR,RADIO FREQUENCY	TRANSFORMFR,RADIO F

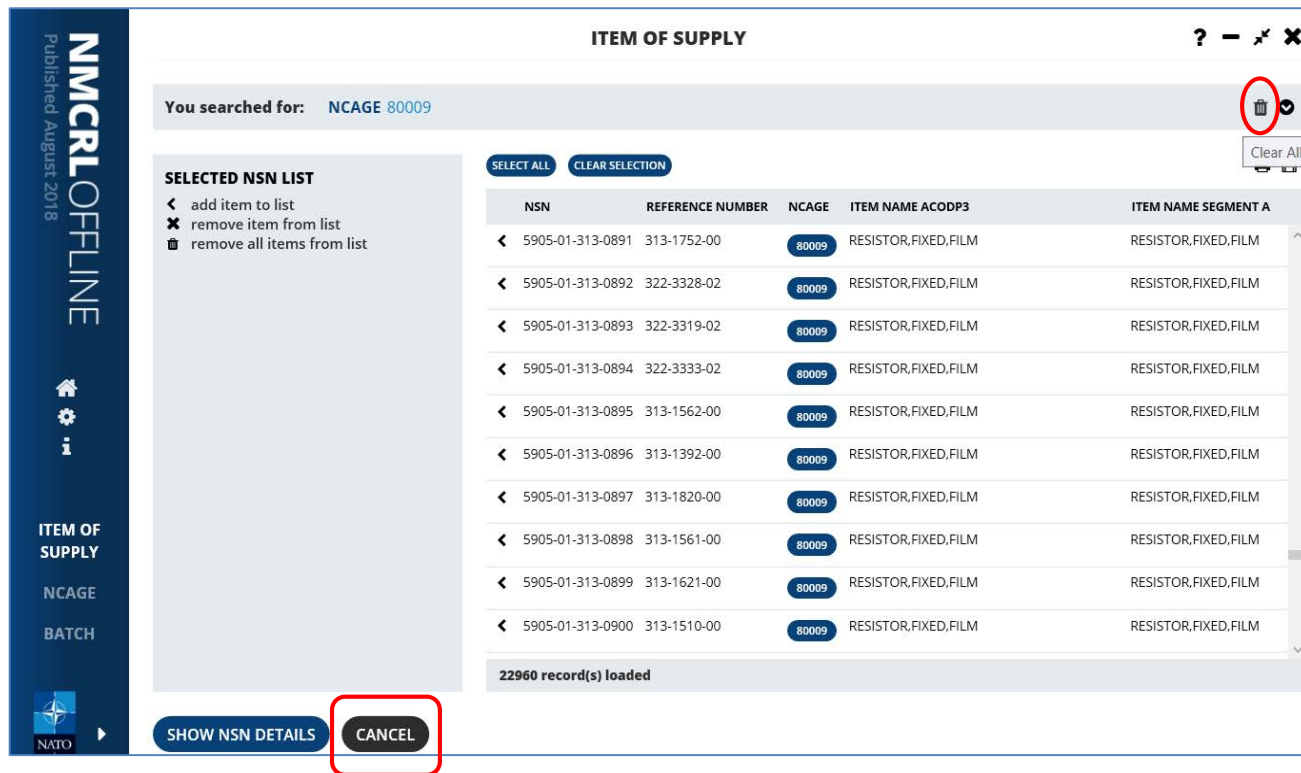
22960 record(s) loaded

SHOW NSN DETAILS **CANCEL**

SUCCESS!
22960 records found

You can scroll down/up to view remaining sections of data.

When you are done and wish to do another type search click on the "Cancel" button or on "Clear All" icon  (looks like a trash can).



ITEM OF SUPPLY

You searched for: NCAGE 80009

SELECTED NSN LIST

- ← add item to list
- ✘ remove item from list
- 🗑 remove all items from list

SELECT ALL **CLEAR SELECTION**

NSN	REFERENCE NUMBER	NCAGE	ITEM NAME ACODP3	ITEM NAME SEGMENT A
← 5905-01-313-0891	313-1752-00	80009	RESISTOR, FIXED, FILM	RESISTOR, FIXED, FILM
← 5905-01-313-0892	322-3328-02	80009	RESISTOR, FIXED, FILM	RESISTOR, FIXED, FILM
← 5905-01-313-0893	322-3319-02	80009	RESISTOR, FIXED, FILM	RESISTOR, FIXED, FILM
← 5905-01-313-0894	322-3333-02	80009	RESISTOR, FIXED, FILM	RESISTOR, FIXED, FILM
← 5905-01-313-0895	313-1562-00	80009	RESISTOR, FIXED, FILM	RESISTOR, FIXED, FILM
← 5905-01-313-0896	313-1392-00	80009	RESISTOR, FIXED, FILM	RESISTOR, FIXED, FILM
← 5905-01-313-0897	313-1820-00	80009	RESISTOR, FIXED, FILM	RESISTOR, FIXED, FILM
← 5905-01-313-0898	313-1561-00	80009	RESISTOR, FIXED, FILM	RESISTOR, FIXED, FILM
← 5905-01-313-0899	313-1621-00	80009	RESISTOR, FIXED, FILM	RESISTOR, FIXED, FILM
← 5905-01-313-0900	313-1510-00	80009	RESISTOR, FIXED, FILM	RESISTOR, FIXED, FILM

22960 record(s) loaded

SHOW NSN DETAILS **CANCEL**

Clear All

You also have the option to search for **NCAGEs by Country**: Click on the **+** sign in Country field for Browse List or if you know which country you need you can type it in directly in Search Criteria Country field. At **“Country Browse”** a drop-down list will appear; simply select the country’s you want to add to list and click on **“Use Selected Records”** button.

Note: For NATO/Tier2/Tier1 countries you will see a 2-digit Country code and under title NCAGE Matches gives you the total number of NCAGEs used within the country.

NMCRL OFFLINE
Published August 2018

HOME
SETTINGS
ABOUT

ITEM OF SUPPLY
NCAGE
BATCH

Copyright © AC / 135
All rights reserved.

NCAGE

Search Criteria

NCAGE
Country
NCAGE Name
City/PCC
NAICS
UNSPSC

BROWSE NCAGE CRITERIA

Search for Country

SELECTED CRITERIA LIST

- add item to list
- remove item from list
- remove all items from list

SELECT ALL CLEAR SELECTION

COUNTRY	COUNTRY CODE	NCAGE MATCHES
ANDORRA		3
UNITED ARAB EMIRATES	71	2101
ARGENTINA	29	2250
ARMENIA		282
AMERICAN SAMOA		4
ANTIGUA AND BARBUDA		18

231 record(s) loaded

USE SELECTED RECORDS CLOSE

Example Country: ARGENTINA – Country Code: 29 – NCAGE Matches: 2250

When you selected “Use Selected Records” on previous screen your selection or selections will be placed in the search criteria field labeled [Country].

In our Example we select the country **ALBANIA**

Click on “Search” button or hit “Enter” for results.

BROWSE NCAGE CRITERIA

Search for Country

SELECTED CRITERIA LIST

- add item to list
- remove item from list
- remove all items from list

ALBANIA

1 record(s) selected

USE SELECTED RECORDS CLOSE

SEARCH CRITERIA

COUNTRY	COUNTRY CODE	NCAGE MATCHES
ANGUILLA		7
ALAND ISLANDS		2
ALBANIA	59	359

NCAGE

Search Criteria

NCAGE: +

Country: +

NACE: +

SEARCH

NCAGE Name: +

City/PCC: +

PSC/PCS: +

NAICS:

UNSPSC:

Identification:

ITEM OF SUPPLY

NCAGE

You now have a listing of all the NCAGE data of all the NCAGE codes created by the country or country's. In this sample we have a total of 359 NCAGEs created by ALBANIA showing the status and or replacement NCAGEs /RP1, RP2, RP3,.... if applicable.

Click on NCAGE code to see NCAGE details. When finished close NCAGE details window

Click on "Cancel" button to start a new search.

Search Criteria

NCAGE: NCAGE Name: NAICS:

Country: City/PCC: UNSPSC:

NCAGE

You searched for: COUNTRY ALBANIA

SELECTED NCAGE LIST

- add item to list
- remove item from list
- remove all items from list

NCAGE	NCAGE NAME	COUNTRY	NCAGESD	TOEC	RP1	RP2	RP3	RP4	RP5
A001H	UZINA MEKANIKE GRAMSH	ALBANIA	A	E					
A002H	KOMBINATI MEKANIK POLICAN	ALBANIA	A						
A003H	INSTITUTI GJEOGRAFIK USHTARAK	ALBANIA	A						
A004H	ANORIA SH.P.K.	ALBANIA	A						
A006H	ANORIA	ALBANIA	A						
A007H	ALBANIAN CARGO LOGISTICS	ALBANIA	A						
A008H	ALBTOURS 'DI'-VAS TOUR OPERATORE SH.P.K	ALBANIA	A						
A009H	NORTH STAR INDUSTRIAL SOLUTIONS	ALBANIA	A						

359 record(s) loaded

NCAGE DETAILS: A001H

NCAGE Name
UZINA MEKANIKE GRAMSH

ST1
CEKIN, KOMUNA PISHAJ

City
GRAMSH

Country
ALBANIA

LUPD
25 AUG 2015

TOEC
E (NON-US MANUFACTURERS)

CANCEL

SUCCESS!
359 records found

Example 1: Combined Fields Search

"We want to see all NCAGE Codes from SWITZERLAND"

Knowing that non-NATO countries' have all been assigned NCAGEs starting with the letter "S", we are doing a combined fields search with

NCAGE: **S***



AND

Country: **SWITZERLAND**

The results' List shows **3583 records** (NCAGE codes) for Switzerland.
(see next slide)

The screenshot displays the NMCRL OFFLINE application interface. The search criteria are defined as NCAGE: S* and Country: SWITZERLAND. The search results list shows 3583 records loaded. The table below is a sample of the results:

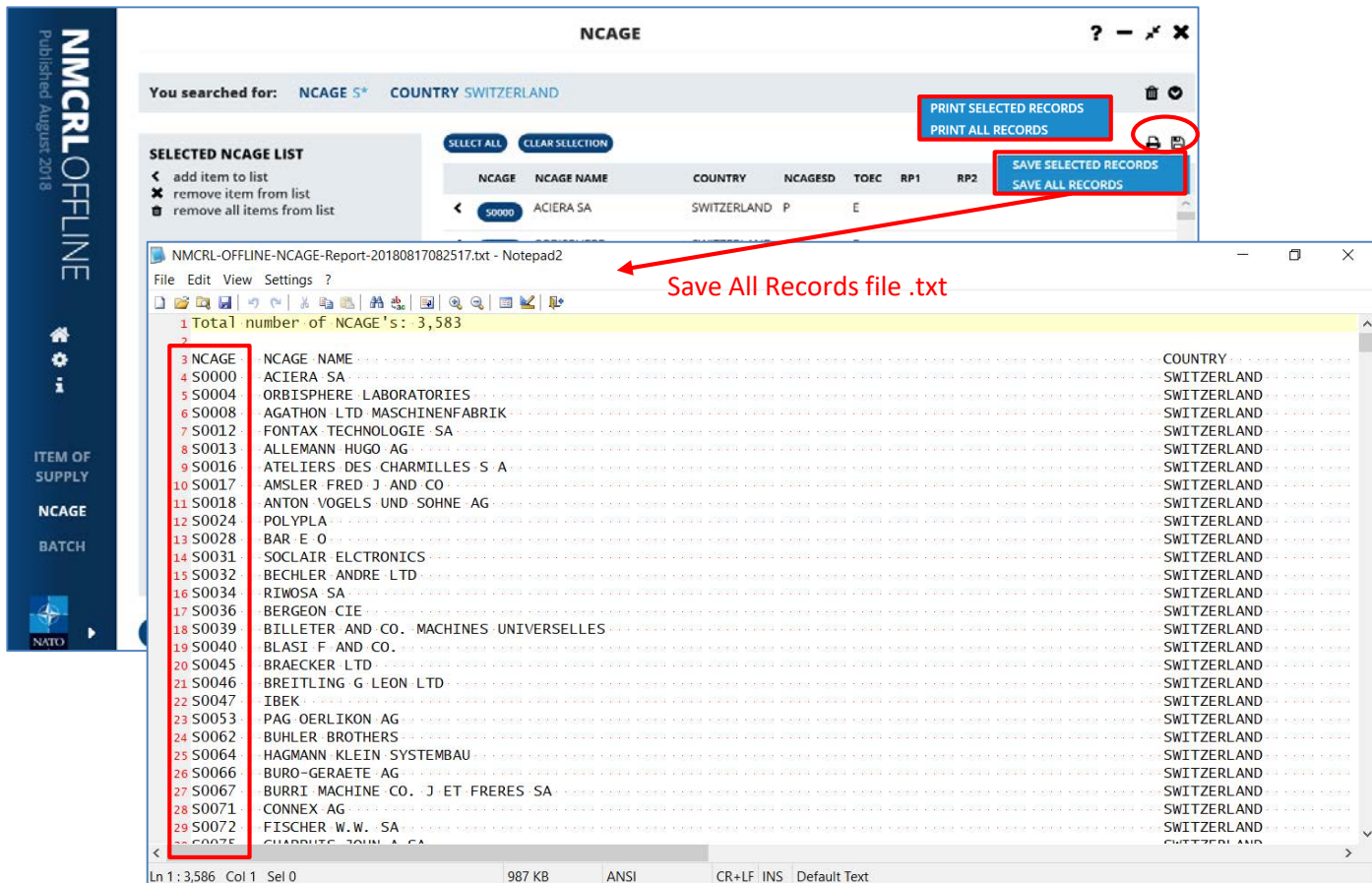
NCAGE	NCAGE NAME	COUNTRY	NCAGESD	TOEC	RP1	RP2
50000	ACIERA SA	SWITZERLAND	P	E		
50004	ORBISPHERE LABORATORIES	SWITZERLAND	A	E		
50008	AGATHON LTD MASCHINENFABRIK	SWITZERLAND	A	E		
50012	FONTAX TECHNOLOGIE SA	SWITZERLAND	N	E		
50013	ALLEMANN HUGO AG	SWITZERLAND	P	E		
50016	ATELIERS DES CHARMILLES S A	SWITZERLAND	P	E		
50017	AMSLER FRED J AND CO	SWITZERLAND	P	E		
50018	ANTON VOGELS UND SOHNE AG	SWITZERLAND	P	E		
50024	POLYPLA	SWITZERLAND	N	E		

The results' List
(3583 records) can be
printed  or saved 

You have the option to
print/save selected
records or all records.

In this example ALL
records were saved as a
“.txt” file.

This file may be used
later on as an input file
in BATCH for searching
for more specific data
associated to NCAGE
Codes.



Published August 2018

NMCRL-OFFLINE

ITEM OF SUPPLY
NCAGE
BATCH

NATO

NCAGE

You searched for: NCAGE 5* COUNTRY SWITZERLAND

PRINT SELECTED RECORDS
PRINT ALL RECORDS

SAVE SELECTED RECORDS
SAVE ALL RECORDS

SELECT ALL CLEAR SELECTION

NCAGE	NCAGE NAME	COUNTRY	NCAGESD	TOEC	RP1	RP2
50000	ACIERA SA	SWITZERLAND	P	E		

NMCRL-OFFLINE-NCAGE-Report-20180817082517.txt - Notepad2

File Edit View Settings ?

1 Total number of NCAGE's : 3,583

2

3 NCAGE

4 S0000 ACIERA SA SWITZERLAND

5 S0004 ORBITSPHERE LABORATORIES SWITZERLAND

6 S0008 AGATHON LTD MASCHINENFABRIK SWITZERLAND

7 S0012 FONTAX TECHNOLOGIE SA SWITZERLAND

8 S0013 ALLEMANN HUGO AG SWITZERLAND

9 S0016 ATELIERS DES CHARMILLES S A SWITZERLAND

10 S0017 AMSLER FRED J AND CO SWITZERLAND

11 S0018 ANTON VOGELS UND SOHNE AG SWITZERLAND

12 S0024 POLYPLA SWITZERLAND

13 S0028 BAR E O SWITZERLAND

14 S0031 SOCLAIR ELECTRONICS SWITZERLAND

15 S0032 BECHLER ANDRE LTD SWITZERLAND

16 S0034 RIWOSA SA SWITZERLAND

17 S0036 BERGEON CIE SWITZERLAND

18 S0039 BILLETTER AND CO. MACHINES UNIVERSELLES SWITZERLAND

19 S0040 BLASI F AND CO. SWITZERLAND

20 S0045 BRAECKER LTD SWITZERLAND

21 S0046 BREITLING G LEON LTD SWITZERLAND

22 S0047 IBEK SWITZERLAND

23 S0053 PAG OERLIKON AG SWITZERLAND

24 S0062 BUHLER BROTHERS SWITZERLAND

25 S0064 HAGMANN KLEIN SYSTEMBAU SWITZERLAND

26 S0066 BURO-GERAETE AG SWITZERLAND

27 S0067 BURRI MACHINE CO. J ET FRERES SA SWITZERLAND

28 S0071 CONNEX AG SWITZERLAND

29 S0072 FISCHER W.W. SA SWITZERLAND

30 S0075 G... SWITZERLAND

Save All Records file .txt

Ln 1:3,586 Col 1 Sel 0 987 KB ANSI CR+LF INS Default Text

Example 2: Multiple Fields Search

1st Step: Search all NCAGE Codes with Name **"SIEMENS"** and located in **"HAMBURG, GERMANY"**

2nd Step: Search all related German NSNs and save that List to disk.

Click on **"Search"** button or hit **"Enter"**:

Resulting Browse List shows **3 records** i.e. 3 different NCAGE codes meeting the search criteria.
(see next slide)

Search Criteria

NCAGE:

Country:

NCAGE Name:

City/PCC:

NAICS:

UNSPSC:

Identification:

SEARCH

You searched for: COUNTRY GERMANY NCAGE NAME SIEMENS CITY/PCC HAMBURG

SELECTED NCAGE LIST

SELECT ALL CLEAR SELECTION

NCAGE	NCAGE NAME	COUNTRY	NCAGESD	TOEC	RP1	RP2	RP3	RP4	RP5
C4730	SIEMENS AG DF CS OM DM SUB	GERMANY	A	E					
D1149	SIEMENS AG DF CS OM DM	GERMANY	A	E					
D9847	SIEMENS AG DF CS OM DM SUV	GERMANY	A	E					

3 record(s) loaded

SHOW ITEM OF SUPPLY CANCEL

Processing your request
PLEASE WAIT ...

Click on the 3 different NCAGE Codes one by one to check their respective **NCAGE Details**. Details reveal they are all located in **HAMBURG, GERMANY!**

Published August 2018
NMCRL OFFLINE

NCAGE

You searched for: COUNTRY GERMANY NCAGE NAME SIEMENS CITY/PCC HAMBURG

SELECTED NCAGE LIST

SELECT ALL CLEAR SELECTION

NCAGE	NCAGE NAME	COUNTRY	NCAGESD	TOEC	RP1	RP2	RP3	RP4	RP5
C4739	SIEMENS AG DF CS OM DM SUB	GERMANY	A	E					
D1149	SIEMENS AG DF CS OM DM	GERMANY	A	E					
D9847	SIEMENS AG DF CS OM DM SUV	GERMANY	A	E					

NCAGE DETAILS: C4739

NCAGE Name
SIEMENS AG DF CS OM DM SUB

ST1
LINDENPLATZ 2

City
HAMBURG

PCC
HAMBURG

PCS
20038

POB
10 56 09

Country
GERMANY

PCS
20099

Email
NAVY.SERVICE.INDUSTRY@SIEMENS.COM

TEL
040/28895626

FAX
040/28895670

WEBSITE
WWW.SIEMENS.COM/MARINE

LUPD
17 DEC 2014

SCSD
A (ACTIVE RECORD)

TOEC
E (NON-US MANUFACTURERS)

NCAGE DETAILS: D1149

NCAGE Name
SIEMENS AG DF CS OM DM

ST1
LINDENPLATZ 2

City
HAMBURG

PCC
HAMBURG

PCS
20038

POB
10 56 09

Country
GERMANY

TOEC
E (NON-US MANUFACTURERS)

Former
21927 00196 02739 02669 00279 088

Email
NAVY.SERVICE.INDUSTRY@SIEMENS.COM

TEL
040/28895626

FAX
040/28895670

WEBSITE
WWW.SIEMENS.COM/MARINE

LUPD
29 MAY 2018

BAR
4011209+4011209

SCSD
A (ACTIVE RECORD)

PCS
20099

NCAGE DETAILS: D9847

NCAGE Name
SIEMENS AG DF CS OM DM SUV

ST1
LINDENPLATZ 2

City
HAMBURG

PCC
HAMBURG

PCS
20038

POB
10 56 09

Country
GERMANY

Former
C3287

Email
NAVY.SERVICE.INDUSTRY@SIEMENS.COM

TEL
040/28895626

FAX
040/28895670

WEBSITE
WWW.SIEMENS.COM/MARINE

LUPD
17 DEC 2014

SCSD
A (ACTIVE RECORD)

TOEC
E (NON-US MANUFACTURERS)

“**SELECT ALL**” 3 NCAGE Codes from Browse List to add to “**Selected NCAGE List**”.

Click on “**SHOW ITEM OF SUPPLY**” button:

- <Item of Supply> Screen opens with the 3 NCAGEs put into NCAGE field (C4739 | D1149 | D9847).
- To filter on German NSNs, (cf. [2nd Step](#)) put “GERMANY” in field NCB Assigning NSN (=important)

NCAGE

You searched for: COUNTRY GERMANY NCAGE NAME SIEMENS CITY/PCC HAMBURG

SELECTED NCAGE LIST

- add item to list
- remove item from list
- remove all items from list

NCAGE	NCAGE NAME	COUNTRY	NCAGESD	TOEC	RP1	RP2	RP3	RP4	RP5
C4739	SIEMENS AG DF CS OM DM SUB	GERMANY	A	E					
D1149	SIEMENS AG DF CS OM DM	GERMANY	A	E					
D9847	SIEMENS AG DF CS OM DM SUV	GERMANY	A	E					

3 record(s) selected

ITEM OF SUPPLY

Search Criteria

NSN/NIIN

NCB Assigning NSN: GERMANY

Reference Number

NCAGE: C4739 | D1149 | D9847

NCAGE Name

NSN/NIIN SC

NSC

INC

Item Name (Segment A)

Users (MOE)

SEARCH

Click on “**SEARCH**” button to continue (see *next slide*)

All the **related NSNs** to the 3 NCAGEs **and** assigned by **Germany** (NCB Code **12**) are now displayed in NSN Browse List (**15,448 records of NSNs**).

“Save All records” as .txt file by clicking on icon .

NMCRL-OFFLINE-Item-Of-Supply-Report-20180823094252.txt - Notepad2

```
File Edit View Settings ?
1 |total number of NSN's: 15,448
2
3 NSN REFERENCE NUMBER NCAGE ITEM NAME (ACODP3)
4 6110120010451 255700 D1149
5 6110120010452 199036-255700 D1149
6 6615120010541 1GE542006-9091-00MB D1149 SYNCHRONIZER,ELECTRICAL
7 6615120010541 6FS1001-OAT D1149 SYNCHRONIZER,ELECTRICAL
8 2925120405091 BG413-6 D9847 GENERATOR,ENGINE ACCESSORY
9 7240121201451 4HBG70292-6TL4 D9847 SPOUT,CAN PERFORATING,RIGID
10 2920121207043 4HBG70292-6TL5A D1149 SPARK PLUG
11 2920121207043 4HBG70292-6TL5B D1149 SPARK PLUG
12 6240121207952 3SX1344 D9847 LAMP,INCANDESCENT
13 6240121207952 3SX1344 C4739 LAMP,INCANDESCENT
14 6240121207952 3SX1344 D1149 LAMP,INCANDESCENT
15 6240121207996 3SX1343 D1149 LAMP,INCANDESCENT
16 6240121207996 3SX1343 C4739 LAMP,INCANDESCENT
```

Ln 1: 15,451 Col 1 Sel 0 2.23 MB ANSI CR+LF INS Default Text

ITEM OF SUPPLY ? - ✕ ×

You searched for: NCAGE C4739 | D1149 | D9847 NCB ASSIGNING NSN GERMANY

SELECTED NSN LIST

- ← add item to list
- ✕ remove item from list
- 🗑 remove all items from list

SELECT ALL CLEAR SELECTION

NSN	REFERENCE NUMBER	NCAGE	ITEM NAME ACODP3	
6110120010451	255700	D1149	ELEKTRISCHE FAHR-UN	SAVE SELECTED RECORDS SAVE ALL RECORDS
6110120010452	199036-255700	D1149	ELEKTRISCHE FAHR-UN	
6615120010541	1GE542006-9091-00MB	D1149	SYNCHRONIZER,ELECTRICAL	SYNCHRONIZER,ELECTR
6615120010541	6FS1001-OAT	D1149	SYNCHRONIZER,ELECTRICAL	SYNCHRONIZER,ELECTR
2925120405091	BG413-6	D9847	GENERATOR,ENGINE ACCESSORY	GENERATOR,ENGINE AC
7240121201451	4HBG70292-6TL4	D9847	SPOUT,CAN PERFORATING,RIGID	SPOUT,CAN PERFORATI
2920121207043	4HBG70292-6TL5A	D1149	SPARK PLUG	SPARK PLUG
2920121207043	4HBG70292-6TL5B	D1149	SPARK PLUG	SPARK PLUG
6240121207952	3SX1344	D9847	LAMP,INCANDESCENT	LAMP,INCANDESCENT
6240121207952	3SX1344	C4739	LAMP,INCANDESCENT	LAMP,INCANDESCENT

15448 record(s) loaded

The remaining Search fields operate the same way as our previous samples on **NCAGE**, **Country**, **NCAGE Name** and **City**.

To see the definition of each remaining item just hover the mouse pointer above each field header so that a temporary balloon (tooltip box) will popup revealing the field header definition.

Alternatively, you may click on “**See the Glossary**” to get the definitions of all NCAGE search fields.

The screenshot displays the NMCRL OFFLINE search interface. On the left is a vertical sidebar with the text 'NMCRL OFFLINE' and 'Published August 2018'. Below this are icons for home, settings, and information, and a list of search criteria: 'ITEM OF SUPPLY', 'NCAGE', and 'BATCH'. The main area is titled 'NCAGE' and contains a 'Search Criteria' section with several input fields: 'NCAGE' (with a dropdown arrow), 'NCAGE Name' (with a plus icon), 'NAICS' (with a dropdown arrow), 'Country' (with a plus icon), 'City/PCC' (with a plus icon), 'UNSPSC' (with a dropdown arrow), 'NACE' (with a dropdown arrow), 'PSC/PCS' (with a dropdown arrow), and 'Identification' (with a plus icon). A 'SEARCH' button is located below these fields. A red box highlights a tooltip that appears when hovering over the 'Identification' field header, containing the text 'Need help with the terminology? See the Glossary' and a document icon. A red arrow points from this tooltip to a 'GLOSSARY: NCAGE' section. This section lists the following search criteria and their definitions:

Search Criteria	Definition
NCAGE	NATO Commercial and Government Entity Code <i>A unique identifier assigned to commercial and government entities. NCAGE codes provide a standardized method of identifying a given facility at a specific location.</i>
NACE	Statistical Classification of Economic Activities (EU) Code
CITY/PCC	City, physical address/City, postal address
PSC/PCS	Post code, physical address (ZIP code in US)/Post code, postal address
NAICS	North American Industry Classification System Code
UNSPSC	United Nations Standard Products and Services Code
IDENTIFICATION	National Identification Number
NSDC	NCAGE Status Designator Code
TOEC	Type of Organisational Entity Code
NCAGE REPLACEMENT 1	Replacement NCAGE Code No. 1
NCAGE REPLACEMENT 2	Replacement NCAGE Code No. 2
NCAGE REPLACEMENT 3	Replacement NCAGE Code No. 3
NCAGE REPLACEMENT 4	Replacement NCAGE Code No. 4
NCAGE REPLACEMENT 5	Replacement NCAGE Code No. 5

3rd Module:

<BATCH>

Click on the
<BATCH> linkEntry screen
gives you the
concept of
BATCH MethodFor general
Help, open the
Batch Guide

Click on "CONTINUE" button to access Batch Steps

NMCRL OFFLINE
Published August 2018

HOME
SETTINGS
ABOUT

ITEM OF SUPPLY
NCAGE
BATCH

BATCH

With appreciation,
NMCRL Team

CONTINUE

Current Batch Version: 1.0
For more information, feel free to review the Batch
[Open NMCRL OFFLINE - Batch Guide v1.0](#)

NATO Copyright © AC / 135
All rights reserved.

BATCH

NSPA-NMCRL-OFFLINE-Batch-Guide-v1.0.pdf - Adobe Reader

File Edit View Window Help

Open 1 / 6 101% Tools Fill & Sign Comment

NMCRL OFFLINE - Batch Guide
For Batch Version 1.0
Last Update: 04/07/2018

NMCRL Offline - Batch Guide
Version 1.0

Introduction
The BATCH enables you to extract codification data from the NMCRL database by using a list of criteria (search keys) recorded in an existing file or by generating a new list (instead of making a one-by-one search in the program). This method was designed with a prime objective to facilitate effective and friendly use codification data by users.

The Batch Definition File
The Batch Definition File is an XML file that contains all the details for your data extraction needs. A valid Batch Definition File must respect the Batch Schema defined below.

The Batch Schema
In order to submit a valid batch request, the Batch Definition File must follow this schema:

Start



If you have done any previous Batch Runs they will be displayed by checking option

“Load existing Batch Definition”

Click on *“Browse”* to view and select the desired batch definition file (default file extension *“xml”*) or simply *“drag & drop”* the file into field.

If you are doing a new batch run, check option *“Create New Batch”*

NMCRL OFFLINE
Published August 2018

HOME
SETTINGS
ABOUT

ITEM OF SUPPLY
NCAGE
BATCH

BATCH

BATCH STEPS

Start

Batch Name

Batch Type

Key Field

Input

What do you want to do?

Create New Batch

Load Existing Batch Definition

Drag and drop your file here ...

U:\NMCRL-BATCH\Batch_4142_NSNS_Excel.xml

or click **BROWSE** to find your file

Clear

Select your NMCRL Batch Definition file

DATA (U:) > NMCRL-BATCH >

Search NMCRL-BATCH

Name

Batch_6NCAGEs-TXT.xml 04/06/

Batch_16_NCAGEs_Address.xml 04/06/

Batch_NCAGE_D3800_to_NSNS.xml 04/06/

Batch_4142_NSNS_Excel.xml 04/06/

Batch_NCAGE_D0094_to_NSNS.xml 04/06/

name: Batch_4142_NSNS_Excel.xml

Batch Definition Files (*.xml)

Open **Cancel**

Open **Cancel**

Batch_4142_NSNS_Excel.xml - Notepad2

File Edit View Settings ?

Batch definition file .xml

```
<?xml version="1.0" encoding="utf-16"?><BatchData xmlns:xsi="http://www.w3.org/2001/XMLSchema-instance" xmlns:xsd="http://www.w3.org/2001/XMLSchema"><Version>1.0</Version><ExistingFilePath>U:\NMCRL-BATCH\Batch_4142_NSNS_Excel.xml</ExistingFilePath><BatchType><IsCustom>true</IsCustom></BatchType><BatchDetails><Name>BATCH_4142NSNS_EXCEL</Name><Description>XLSX File with 4142 NSNS</Description></BatchDetails><BatchKeyField><KeyfieldNs>NSN</KeyfieldNs><KeyFieldsInfo>NSN or NIIN</KeyFieldsInfo></BatchKeyField><BatchInputFile><FileTypeName>Excel file</FileTypeName><FilePath>U:\NMCRL-BATCH\input_4142_NSNS.xlsx</FilePath><IsDelimited>
```

Ln 1: 1 Col 1 Sel 0 5.55 KB ANSI CR+LF INS XML Document

NEXT

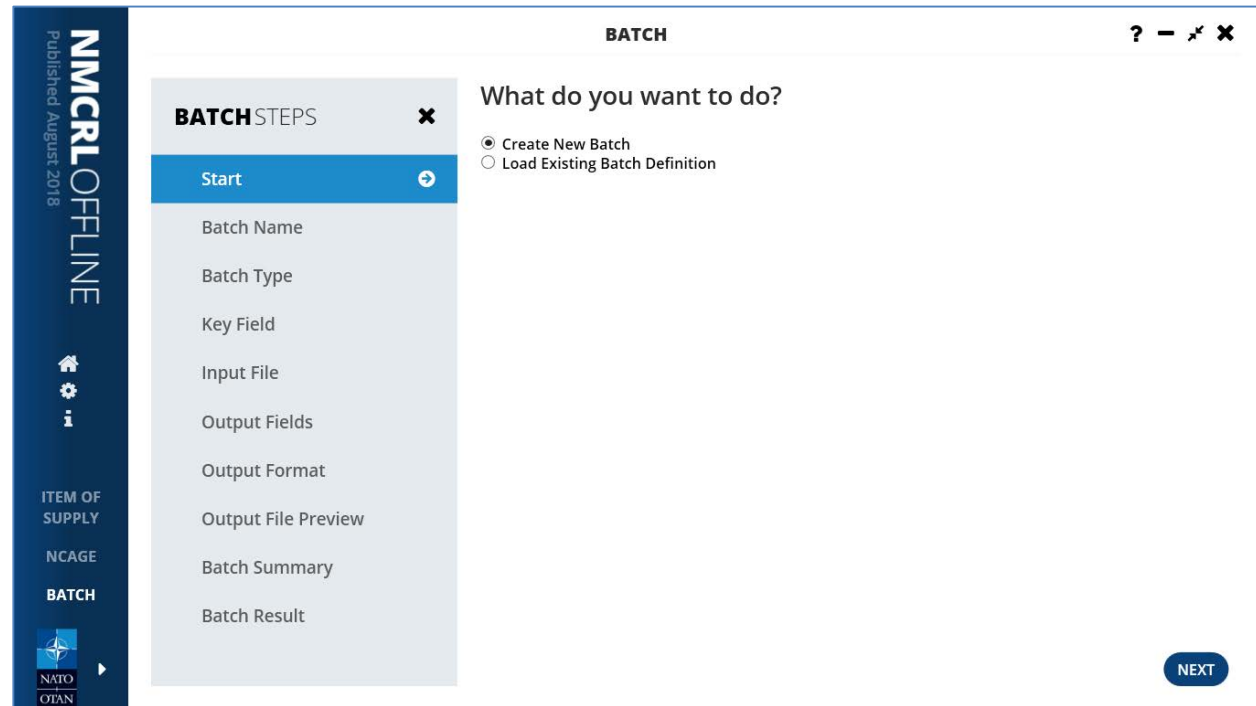
NOTE: “old” batch definition files with extension *“bdf”* are not valid anymore

Start



Select option:

"Create New Batch"



BATCH ? - ✕ ✕

BATCH STEPS ✕

Start →

- Batch Name
- Batch Type
- Key Field
- Input File
- Output Fields
- Output Format
- Output File Preview
- Batch Summary
- Batch Result

What do you want to do?

- Create New Batch
- Load Existing Batch Definition

NEXT

Click on button "NEXT" to continue



Batch Name



- It is *mandatory* to enter a Batch name
- A description for the Batch is *optional*

The screenshot shows the NMCRL OFFLINE web application interface. On the left is a dark blue sidebar with the following elements: the application name 'NMCRL OFFLINE' and 'Published August 2018'; navigation links for 'HOME', 'SETTINGS', and 'ABOUT'; a section for 'ITEM OF SUPPLY' containing 'NCAGE' and 'BATCH'; and the NATO logo with copyright information 'Copyright © AC / 135 All rights reserved.' at the bottom.

The main content area is titled 'BATCH' and contains a 'BATCH STEPS' sidebar with a list of steps: 'Start' (checked), 'Batch Name' (highlighted in blue), 'Batch Type', 'Key Field', 'Input File', 'Output Fields', 'Output Format', 'Output File Preview', 'Batch Summary', and 'Batch Result'. The 'Batch Name' step is active, showing a form titled 'What are the details of your batch?'. This form has two input fields: 'Enter the batch name you want to create' with the text 'NSN Batch' entered, and 'Enter a description for the batch (optional)' with the text 'Excel Input file with NSNs' entered. At the bottom of the form are two buttons: 'BACK' and 'NEXT'.

Click on button “NEXT” to continue

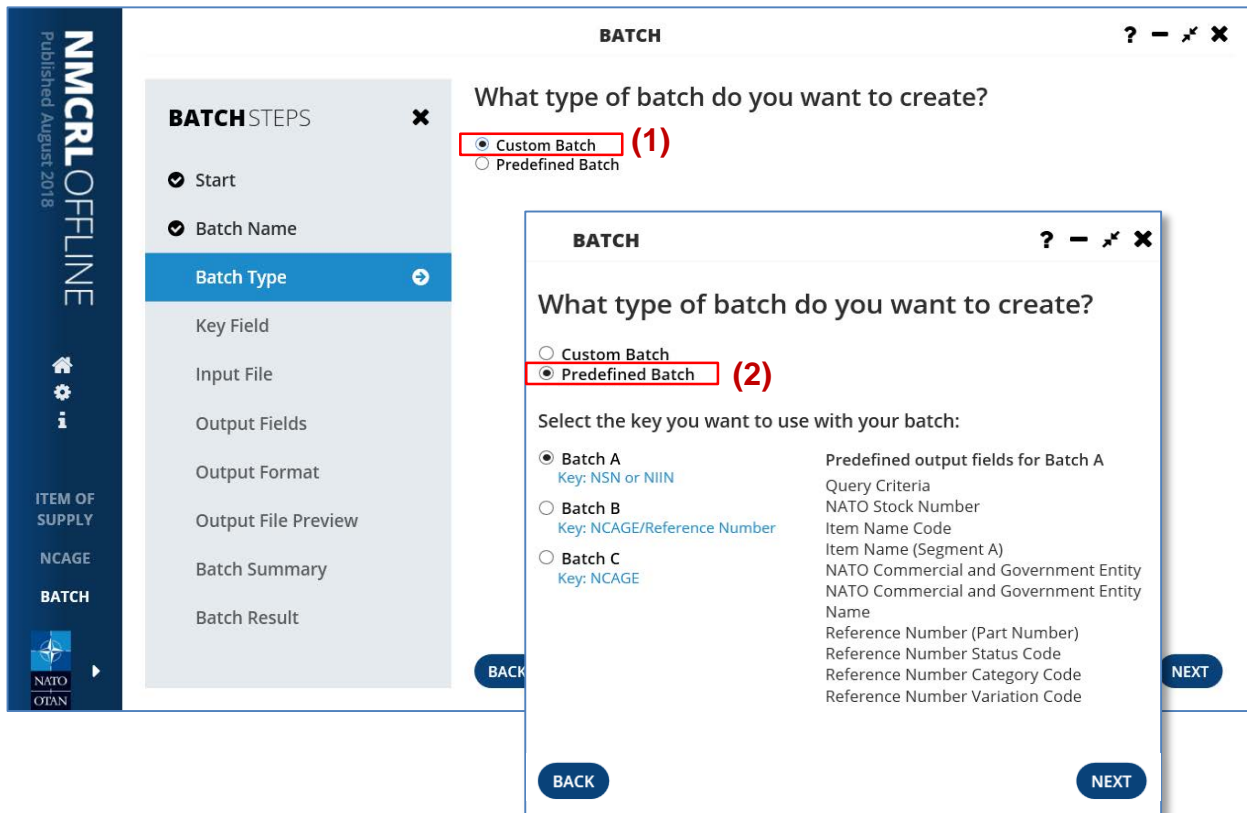
Batch Type 

You will have two choices to determine if you want a

- **Custom Batch** or
- **Predefined Batch**

(1) Custom Batch : You will determine what data elements to run

(2) Predefined Batch : The system has a set of data elements pre-determined with no changes allowed



BATCH ? - ✕ ✕

What type of batch do you want to create?

Custom Batch (1)

Predefined Batch

BATCH ? - ✕ ✕

What type of batch do you want to create?

Custom Batch

Predefined Batch (2)

Select the key you want to use with your batch:

Batch A
Key: NSN or NIIN

Batch B
Key: NCAGE/Reference Number

Batch C
Key: NCAGE

Predefined output fields for Batch A

- Query Criteria
- NATO Stock Number
- Item Name Code
- Item Name (Segment A)
- NATO Commercial and Government Entity
- NATO Commercial and Government Entity Name
- Reference Number (Part Number)
- Reference Number Status Code
- Reference Number Category Code
- Reference Number Variation Code

BACK NEXT

BACK NEXT

Batch Type



Predefined Batch: The system has a set of data elements pre-determined with no changes allowed

3 types are available:

- **Batch A**
key: **NSN or NIIN**
- **Batch B**
Key: **NCAGE/REF. Number**
- **Batch C**
key: **NCAGE**

The screenshot shows the NMCRL OFFLINE application interface. The left sidebar contains navigation options: HOME, SETTINGS, ABOUT, ITEM OF SUPPLY, NCAGE, and BATCH. The main content area is titled 'BATCH' and displays 'BATCH STEPS' with a list of steps: Start, Batch Name, Batch Type (highlighted), Key Field, Input File, Output Fields, Output Format, Output File Preview, Batch Summary, and Batch Result. The 'Batch Type' step is expanded, showing a form titled 'What type of batch do you want to create?'. The form has two radio buttons: 'Custom Batch' and 'Predefined Batch' (selected). Below this, it asks 'Select the key you want to use with your batch:' and lists three options: 'Batch A' (Key: NSN or NIIN), 'Batch B' (Key: NCAGE/Reference Number), and 'Batch C' (Key: NCAGE). The 'Batch A' option is highlighted with a red box. To the right of these options, a list of 'Predefined output fields for Batch A' is shown, including Query Criteria, NATO Stock Number, Item Name Code, Item Name (Segment A), NATO Commercial and Government Entity Name, Reference Number (Part Number), Reference Number Status Code, Reference Number Category Code, and Reference Number Variation Code. At the bottom of the form are 'BACK' and 'NEXT' buttons.

Click on button “NEXT” to continue

Batch Type

Batch A:

Your Key search is by the NSN or NIIN.

Predefined output fields for Batch A are listed

For any predefined Batch, the key is already selected

NMCRL OFFLINE
Published August 2018

HOME
SETTINGS
ABOUT

ITEM OF SUPPLY
NCAGE
BATCH

Copyright © AC / 135
All rights reserved.

BATCH

BATCH STEPS

- Start
- Batch Name
- Batch Type**
- Key Field
- Input File
- Output Fields
- Output Format
- Output File Preview
- Batch Summary
- Batch Result

What type of batch do you want to create?

Custom Batch
 Predefined Batch

Select the key you want to use with your batch:

- Batch A**
Key: NSN or NIIN
- Batch B
Key: NCAGE/Reference Number
- Batch C
Key: NCAGE

Predefined output fields for Batch A

- Query Criteria
- NATO Stock Number
- Item Name Code
- Item Name (Segment A)
- NATO Commercial and Government Entity
- NATO Commercial and Government Entity Name
- Reference Number (Part Number)
- Reference Number Status Code
- Reference Number Category Code
- Reference Number Variation Code

BACK NEXT

Click on button "NEXT" to continue

Batch Type

**Batch B:**

Your Key search is by the combined *NCAGE and Reference Number*. Notice in the Predefined output fields that the return data elements do not change, they are the same as Batch A.

The screenshot shows the NMCRL OFFLINE web application interface. On the left is a dark blue sidebar with navigation links: HOME, SETTINGS, ABOUT, ITEM OF SUPPLY, NCAGE, and BATCH. The main content area is titled 'BATCH' and contains a 'BATCH STEPS' sidebar with options: Start, Batch Name, Batch Type (highlighted), Key Field, Input File, Output Fields, Output Format, Output File Preview, Batch Summary, and Batch Result. The main panel asks 'What type of batch do you want to create?' with radio buttons for Custom Batch and Predefined Batch (selected). Below, it asks 'Select the key you want to use with your batch:' with three options: Batch A (Key: NSN or NIIN), Batch B (Key: NCAGE/Reference Number, highlighted with a red box), and Batch C (Key: NCAGE). To the right, a list of 'Predefined output fields for Batch B' is shown, including Query Criteria, NATO Stock Number, Item Name Code, Item Name (Segment A), NATO Commercial and Government Entity, NATO Commercial and Government Entity Name, Reference Number (Part Number), Reference Number Status Code, Reference Number Category Code, and Reference Number Variation Code. At the bottom are 'BACK' and 'NEXT' buttons.

Click on button “NEXT” to continue

Batch Type ▶

Batch C:

Key search is by NCAGE, you now see the predefined output fields have changed. Your results will be confined to data concerning just the NCAGE fields.

NMCRL OFFLINE
Published August 2018

HOME
SETTINGS
ABOUT

ITEM OF SUPPLY
NCAGE
BATCH

Copyright © AC / 135
All rights reserved.

BATCH

BATCH STEPS

- Start
- Batch Name
- Batch Type**
- Key Field
- Input File
- Output Fields
- Output Format
- Output File Preview
- Batch Summary
- Batch Result

What type of batch do you want to create?

Custom Batch

Predefined Batch

Select the key you want to use with your batch:

Batch A
Key: NSN or NIIN

Batch B
Key: NCAGE/Reference Number

Batch C
Key: NCAGE

Predefined output fields for Batch C

- Query Criteria
- NATO Commercial and Government Entity Name
- NCAGE Status Designator Code
- Type Of Organizational Entity Code
- City
- Country
- NCAGE Replacement 1
- NCAGE Replacement 2
- NCAGE Replacement 3

BACK NEXT

Click on button "NEXT" to continue

Batch Type

**Custom Batch:**

If you select Custom Batch your Predefined output fields will be blank as you are saying you will define your output data elements.

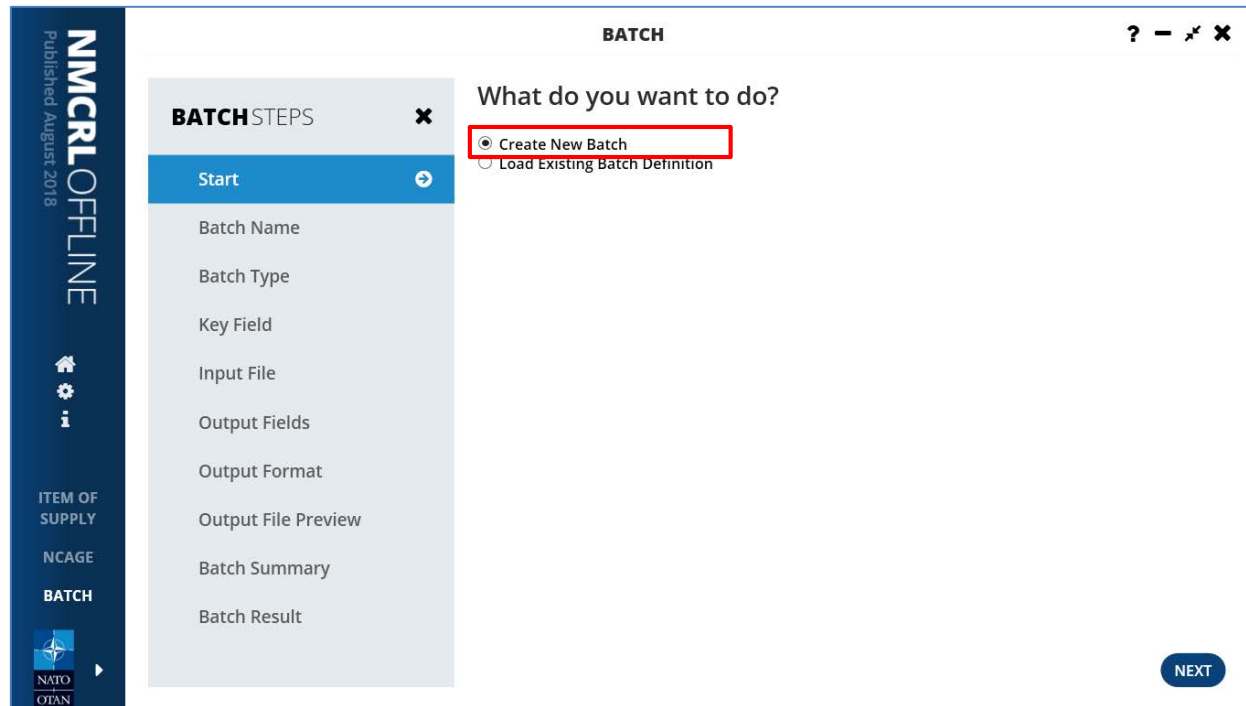
The screenshot shows the NMCRL OFFLINE application interface. The top left navigation menu includes 'HOME', 'SETTINGS', and 'ABOUT'. Below that are 'ITEM OF SUPPLY', 'NCAGE', and 'BATCH'. The 'BATCH' section is active, showing a list of 'BATCH STEPS' with 'Batch Type' selected. The 'Batch Type' dropdown menu is open, showing 'Custom Batch' selected (highlighted with a red box) and 'Predefined Batch' as an option. The main content area asks 'What type of batch do you want to create?'. At the bottom, there are 'BACK' and 'NEXT' buttons.

Click on button “NEXT” to continue

BATCH DEMO 1: Creation of a **Predefined Batch (Batch A)** with key search on **NSN or NIIN****Start** 

Start by selecting option
“**Create New Batch**”

Click on button “**NEXT**” to
continue



BATCH ? - ✕ ✕

BATCH STEPS ✕

Start ➔

Batch Name

Batch Type

Key Field

Input File

Output Fields

Output Format

Output File Preview

Batch Summary

Batch Result

What do you want to do?

Create New Batch

Load Existing Batch Definition

NEXT

NMCRL OFFLINE
Published August 2018

ITEM OF SUPPLY

NCAGE

BATCH

NATO
OTAN

Batch Name



On this screen you must enter a **Batch Name** and optional a small **description** of the batch; this is anything you want to call it to be able to find it later.

Click the button **“NEXT”** when ready

NMCRL OFFLINE
Published August 2018

HOME
SETTINGS
ABOUT

ITEM OF SUPPLY
NCAGE
BATCH

BATCH STEPS

- Start
- Batch Name**
- Batch Type
- Key Field
- Input File
- Output Fields
- Output Format
- Output File Preview
- Batch Summary
- Batch Result

What are the details of your batch?

Enter the batch name you want to create
NSN Batch

Enter a description for the batch (optional)
Excel Input file with one single query key = NSN

BACK NEXT

NATO Copyright © AC / 135 All rights reserved.

Batch Type



Select “**Predefined Batch**”
option followed by
Batch A with key search
on NSN or NIIN

The screenshot shows the NMCRL OFFLINE application interface. The left sidebar contains navigation options: HOME, SETTINGS, ABOUT, ITEM OF SUPPLY, NCAGE, and BATCH. The main content area is titled 'BATCH' and displays a list of 'BATCH STEPS' including Start, Batch Name, Batch Type (highlighted), Key Field, Input File, Output Fields, Output Format, Output File Preview, Batch Summary, and Batch Result. The 'Batch Type' screen asks 'What type of batch do you want to create?' with options for Custom Batch and Predefined Batch. The Predefined Batch option is selected. Below this, it asks 'Select the key you want to use with your batch:' with options for Batch A (Key: NSN or NIIN), Batch B (Key: NCAGE/Reference Number), and Batch C (Key: NCAGE). A list of predefined output fields for Batch A is shown on the right. The interface includes a 'BACK' button and a 'NEXT' button.

Click on button “**NEXT**” to continue



Key Field



Under Predefined Batch, the *input key field* (NSN or NIIN) is automatically selected

BATCH ? - ✕ ✕

BATCH STEPS ✕

- Start
- Batch Name
- Batch Type
- Key Field** ↕
- Input File
- Output Fields
- Output Format
- Output File Preview
- Batch Summary
- Batch Result

What is the key field?

PLEASE NOTE For any predefined Batch, the key is already selected.

BACK NEXT

Click on button **“NEXT”** to continue



Input File

Use “Browse” button to find your input file (.txt or .xlsx format).

Note:
You must create the input file prior to starting your batch process.

Select your Input file by clicking on button “Open” or simply drag & drop the input file into field area.

The screenshot displays the NMCRL-OFFLINE application interface. On the left, a sidebar contains navigation options: HOME, SETTINGS, ABOUT, ITEM OF SUPPLY, NCAGE, and BATCH. The main window is titled 'BATCH' and shows a 'BATCHSTEPS' list with 'Start', 'Batch Name', 'Batch', and 'Key File' checked. The 'Input' step is currently active, showing a text field for the input file path: 'U:\NMCRL-BATCH\input1_NSN.txt'. A red box highlights this field and the 'BROWSE' button below it. A file explorer window is open, showing the 'DATA (U:) > NMCRL-BATCH' directory. The file 'input1_NSN.txt' is selected, and its properties are displayed: Type: Text Document, Size: 238 bytes, Date modified: 27/02/2018 14:47. A red arrow points from the file explorer to the input field in the main window. Below the file explorer, a text file named 'input1_NSN.txt' is open, showing a list of 16 lines of numbers. A red arrow points from the text file to the file explorer. At the bottom of the main window, there are 'BACK' and 'NEXT' buttons.

Input File



Select **Fixed length** text file for type of input file (max length cannot be changed)

Input file Preview displays a sample of your input to verify its proper layout (can be either NSN or just NIIN format).

NMCRL OFFLINE
Published August 2018

HOME
SETTINGS
ABOUT

ITEM OF SUPPLY
NCA
BATCH

BATCH STEPS

- Start
- Batch Name
- Batch Type
- Key Field
- Input File**
- Output Fields
- Output Format
- Output File Preview
- Batch Summary
- Batch Result

BATCH

What is your input file?
Drag and drop your file here ...
U:\NMCRL-BATCH\input1_NSN.txt
or click **BROWSE** to find your file **Clear**

What is the type of your input file?
 Delimited text file
 Fixed length text file
 Excel file

1 NSN Start Position
13 NSN Maximum Length

What rows should be processed?
1 To 16

PLEASE NOTE Only a maximum of 100.000 rows will be read from your input file.

Preview
2510123530862
2520121790745
5330121890298
6105121895667
2530123103357

input file .txt

Ln 1 : 16 Col 11 238 bytes ANSI

BACK **NEXT**

If the Preview is positive, click on button "NEXT" to continue

Output Fields



Again because we are using **Predefined Batch** method, the *output fields* are automatically selected

BATCH ? - ✕ ✕

BATCH STEPS ✕

- Start
- Batch Name
- Batch Type
- Key Field
- Input File
- Output Fields** →
- Output Format
- Output File Preview
- Batch Summary
- Batch Result

PLEASE NOTE The output fields are already selected for a predefined batch.

BACK NEXT

Click on button “NEXT” to continue

Output Format

**For Output Format :**

Delimited text file is for experience users; see help files if needed; *select Fixed length text file (.txt)* or *Excel file (.xlsx format)*.

Also select merge the results and errors in one output file.

You can use the remaining Advanced Options, if needed.

The screenshot shows the NMCRL OFFLINE application interface. The left sidebar contains navigation links: HOME, SETTINGS, and ABOUT. Below these are sections for ITEM OF SUPPLY, NCAGE, and BATCH. The main content area is titled 'BATCH' and shows a list of 'BATCH STEPS' with checkboxes: Start, Batch Name, Batch Type, Key Field, Input File, and Output Fields. The 'Output Format' step is highlighted in blue. Below the steps, there are links for 'Output File Preview', 'Batch Summary', and 'Batch Result'. The right panel is titled 'What should the output format be?' and has three radio button options: 'Delimited text file', 'Fixed length text file' (which is selected and highlighted with a red box), and 'Excel file'. Under 'Advanced Options', there are three checkboxes: 'Merge the results and errors in one output file' (checked), 'Display replacement NSN with data' (checked), and 'Suppress headings of output file' (unchecked). At the bottom of the right panel are 'BACK' and 'NEXT' buttons.

Click on button “NEXT” to continue

Output File Preview



You now see a sample of how your output file contents will look like :

- Output File information
- Output Fields
- Advanced Options
- Preview (*note that max 10 top rows are displayed*)

NMCRL OFFLINE
Published August 2018

HOME
SETTINGS
ABOUT

ITEM OF SUPPLY
NCAGE
BATCH

BATCH STEPS

- Start
- Batch Name
- Batch Type
- Key Field
- Input File
- Output Fields
- Output Format
- Output File Preview**
- Batch Summary
- Batch Result

BATCH

Your Output File Preview

Output File Information
File Type: Fixed length text file

Output Fields
Query Criteria, NATO Stock Number, Item Name Code, Item Name (Segment A), NATO Commercial and Government Entity, NATO Commercial and Government Entity Name, Reference Number (Part Number), Reference Number Status Code, Reference Number Category Code, Reference Number Variation Code

Advanced Options
Show replacement NSN with data
Show headings
Merge results and errors

Preview

QC	NSC check	NSN	INC	ANIN	NCAGE	NCAGEN
2510123530862		2510123530862	60467	FENDER, VEHICULAR	D9470	BUNDES
2510123530862		2510123530862	60467	FENDER, VEHICULAR	D1871	KRAUSS
2510123530862		2510123530862	60467	FENDER, VEHICULAR	C2311	BUNDES
2510123530862		2510123530862	60467	FENDER, VEHICULAR	C8189	BHC GUN
2510123530862		2510123530862	60467	FENDER, VEHICULAR	D1871	KRAUSS
2520121790745		2520121790745	77777	LAGERHAELFTE	C2311	BUNDES

PLEASE NOTE The preview will display only the top 10 rows.

BACK NEXT

Click on button "NEXT" to continue

Batch Summary



In **Overall Batch Summary** you will see:

- Batch Name
- Batch Type
- Key Field

- Input File Information (Name, path, type.....)
- Output File Information (Fixed length text file)
- Output Fields (predefined)
- Advanced Options (display replacement NSN with data..) checked at previous page.

NMCRL OFFLINE
Published August 2018

HOME
SETTINGS
ABOUT

ITEM OF SUPPLY
NCAGE
BATCH

BATCH STEPS

- Start
- Batch Name
- Batch Type
- Key Field
- Input File
- Output Fields
- Output Format
- Output File Preview
- Batch Summary**
- Batch Result

BATCH

Your Overall Batch Summary

Batch Name: NSN Batch
Batch Type: Predefined: Batch A
Key Field: NSN or NIIN

Input File Information

File Name: U:\NMCRL-BATCH\input1_NSN.txt
File Type: Fixed length text file
NSN Start Position: 1
Maximum Length: 13

Output File Information

File Type: Fixed length text file

Output Fields

Query Criteria, NATO Stock Number, Item Name Code, Item Name (Segment A), NATO Commercial and Government Entity, NATO Commercial and Government Entity Name, Reference Number (Part Number), Reference Number Status Code, Reference Number Category Code, Reference Number Variation Code

Advanced Options

Show replacement NSN with data
Show headings

BACK SAVE BATCH DEFINITION NEXT

Click on button **“NEXT”** to continue

Batch Summary ▶

This is the final review of what your request entails. If you are satisfied and wish to process just click on “**Save Batch Definition**”, extension **.xml** (only mandatory when you wish to re-apply same batch parameters later on).

NMCRL OFFLINE

Published August 2018

- HOME
- SETTINGS
- ABOUT

ITEM OF SUPPLY
NCAGE
BATCH

Batch definition file .xml

```

Batch_NSN_input.xml - Notepad2
File Edit View Settings ?
1 <?xml version="1.0" encoding="utf-16"?><BatchData xmlns:xsi=
"http://www.w3.org/2001/XMLSchema-instance" xmlns:xsd="http://www.w3.org/2001/XMLSchema"
><Version>1.0</Version><ExistingFilePath /><BatchType><IsCustom>false</IsCustom><Name>Batch A
</Name></BatchType><BatchDetails><Name>NSN Batch</Name><Description>Excel Input file with one
single query key = NSN</Description></BatchDetails><BatchKeyField><KeyFieldNs>NSN
</KeyFieldNs><KeyFieldsInfo>NSN or NIIN
</KeyFieldsInfo></BatchKeyField><BatchInputFile><FileTypeName>Fixed length text file
</FileTypeName><FilePath>U:\NMCRL-BATCH\input1_NSN.txt</FilePath><IsDelimited>false
</IsDelimited><IsCustomDelimited>false</IsCustomDelimited><FirstFieldColumnNumber>0
</FirstFieldColumnNumber><SecondFieldColumnNumber> xsi:nil="true" /><IsFixedLength>true
</IsFixedLength><FirstFieldMaxLength>13</FirstFieldMaxLength><FirstFieldStartPosition>1
</FirstFieldStartPosition><SecondFieldMaxLength>13
</SecondFieldMaxLength><SecondFieldStartPosition>14</SecondFieldStartPosition><IsExcel97>false
</IsExcel97><IsExcel>false</IsExcel><StartRow>1</StartRow><EndRow>16
</EndRow></BatchInputFile><BatchOutputFile><FileTypeName>Fixed length text file
  
```

BATCH STEPS

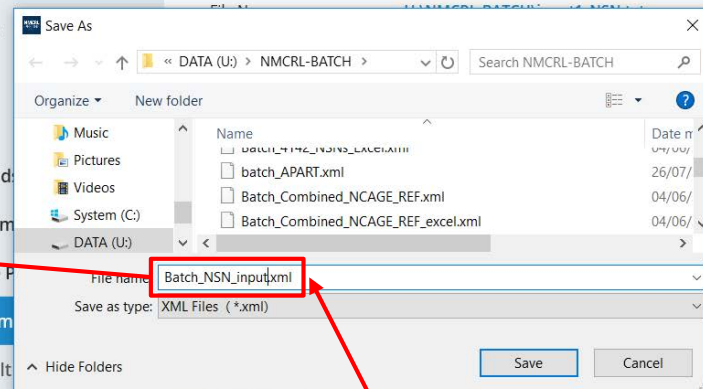
- Start
- Batch Name
- Batch Type
- Key Field
- Input File
- Output Field

BATCH

Your Overall Batch Summary

Batch Name NSN Batch
Batch Type Predefined: Batch A
Key Field NSN or NIIN

Input File Information



Click on button “**NEXT**” to continue

Batch Result



Your data is now being processed.

This may take a certain time. Batch result file (.txt) will be stored in input file directory. Click to retrieve/see the results' file (here viewed with Notepad).

The output data can be imported into any database (e.g. Ms Access), spreadsheet (e.g. Ms Excel) or other software for further processing or analysis.

This concludes BATCH DEMO 1

The screenshot shows the NMCRL OFFLINE software interface. On the left is a dark blue sidebar with navigation options: HOME, SETTINGS, ABOUT, ITEM OF SUPPLY, NCAGE, and BATCH. The main window is titled 'BATCH' and contains a 'BATCH STEPS' section with 'Start' and 'Batch Name' checked. A 'Batch Result' window is open, showing 'Result File Path' as 'U:\NMCRL-BATCH\input1_NSN_result.txt' and 'Error Log File Path'. A red box highlights the 'Result File Path' and a red arrow points to a Notepad window titled 'input1_NSN_result.txt - Notepad2'. The Notepad window displays a table of data with columns for NSN, INC, ANIN, NCAGE, and NCAGENAME. The data is as follows:

Line	NSN	INC	ANIN	NCAGE	NCAGENAME
1	QC	NSC check	NSN	INC	ANIN
2	2510123530862	2510123530862	60467	FENDER,VEHICULAR	D9478 BUNDESAMT FUER AUSRUESTUNG, INFORMATIONSTECHN
3	2510123530862	2510123530862	60467	FENDER,VEHICULAR	D1871 KRAUSS-MAFFEI WEGMANN GMBH & CO. KG
4	2510123530862	2510123530862	60467	FENDER,VEHICULAR	C2311 BUNDESAMT FUER AUSRUESTUNG, INFORMATIONSTECHN
5	2510123530862	2510123530862	60467	FENDER,VEHICULAR	C8189 BHC GUMMI-METALL GMBH
6	2510123530862	2510123530862	60467	FENDER,VEHICULAR	D1871 KRAUSS-MAFFEI WEGMANN GMBH & CO. KG
7	2520121790745	2520121790745	77777	LAGERHAELFTE	C2311 BUNDESAMT FUER AUSRUESTUNG, INFORMATIONSTECHN
8	2520121790745	2520121790745	77777	LAGERHAELFTE	D9434 RENK AKTIENGESELLSCHAFT
9	2520121790745	2520121790745	77777	LAGERHAELFTE	D9434 RENK AKTIENGESELLSCHAFT
10	2520121790745	2520121790745	77777	LAGERHAELFTE	C2311 BUNDESAMT FUER AUSRUESTUNG, INFORMATIONSTECHN
11	2520121790745	2520121790745	77777	LAGERHAELFTE	D1785 HENSCHEL WEHRTECHNIK GMBH
12	2520121790745	2520121790745	77777	LAGERHAELFTE	D9434 RENK AKTIENGESELLSCHAFT
13	2520121790745	2520121790745	77777	LAGERHAELFTE	D9448 RHEINMETALL LANDSYSTEME GMBH
14	2520121790745	2520121790745	77777	LAGERHAELFTE	S3630 SCHWEIZERISCHE LOKOMOTIVE UND MASCHINENFABRIK
15	2520121790745	2520121790745	77777	LAGERHAELFTE	C8336 PAAR LOGISTIK GMBH
16	2520121790745	2520121790745	77777	LAGERHAELFTE	A486G NIMIKKEISTOKESKUS NCB FINLAND
17	5330121890298	5330121890298	04522	GASKET	C2311 BUNDESAMT FUER AUSRUESTUNG, INFORMATIONSTECHN
18	5330121890298	5330121890298	04522	GASKET	D1839 BUNDESAMT FUER AUSRUESTUNG, INFORMATIONSTECHN
19	5330121890298	5330121890298	04522	GASKET	D2692 KRAUSS-MAFFEI WEGMANN GMBH & CO. KG -WERK KAS
20	5330121890298	5330121890298	04522	GASKET	D1839 BUNDESAMT FUER AUSRUESTUNG, INFORMATIONSTECHN
21	5330121890298	5330121890298	04522	GASKET	D2396 RHEINMETALL WAFFE NUBITTON GMBH
22	5330121890298	5330121890298	04522	GASKET	A486G NIMIKKEISTOKESKUS NCB FINLAND
23	5330121890298	5330121890298	04522	GASKET	9009H INSPEKTORAT WSPARCIA SIL ZBRJOJNYCH
24	6105121895667	6105121895667	77777	MOTORBAUGRUPPE,ELEK	C2311 BUNDESAMT FUER AUSRUESTUNG, INFORMATIONSTECHN
25	6105121895667	6105121895667	77777	MOTORBAUGRUPPE,ELEK	C5393 HENSOLDT OPTRONICS GMBH
26	6105121895667	6105121895667	77777	MOTORBAUGRUPPE,ELEK	D0703 CARL ZEISS AG

The remaining two Predefined batch types (**Batch B / Batch C**) will be done in the same manner as previously shown with some minor changes of data elements.

The image displays two screenshots of the NMCRL OFFLINE web application interface, showing the process of creating a predefined batch.

Top Screenshot (Batch B):

- The application title is "NMCRL OFFLINE" with the subtitle "Published August 2018".
- The left sidebar contains navigation links: HOME, SETTINGS, ABOUT, ITEM OF SUPPLY, NCAGE, and BATCH.
- The "BATCH STEPS" sidebar shows "Batch Type" selected.
- The main content area asks "What type of batch do you want to create?" with options: Custom Batch and **Predefined Batch** (selected).
- Below, it asks "Select the key you want to use with your batch:" with options: Batch A (Key: NSN or NIIN), **Batch B** (Key: NCAGE/Reference Number, circled in red), and Batch C (Key: NCAGE).
- Predefined output fields for Batch B are listed: Query Criteria, NATO Stock Number, and Item Name Code.
- The text "Batch B" is displayed in red.

Bottom Screenshot (Batch C):

- The application title is "NMCRL OFFLINE" with the subtitle "Published August 2018".
- The left sidebar contains navigation links: HOME, SETTINGS, ABOUT, ITEM OF SUPPLY, NCAGE, and BATCH.
- The "BATCH STEPS" sidebar shows "Batch Type" selected.
- The main content area asks "What type of batch do you want to create?" with options: Custom Batch and **Predefined Batch** (selected).
- Below, it asks "Select the key you want to use with your batch:" with options: Batch A (Key: NSN or NIIN), Batch B (Key: NCAGE/Reference Number), and **Batch C** (Key: NCAGE, circled in red).
- Predefined output fields for Batch C are listed: Query Criteria, NATO Commercial and Government Entity Name, NCAGE Status Designator Code, Type Of Organizational Entity Code, City, Country, NCAGE Replacement 1, NCAGE Replacement 2, and NCAGE Replacement 3.
- The text "Batch C" is displayed in red.
- Buttons for "BACK" and "NEXT" are visible at the bottom.

BATCH DEMO 2: Creation of a **Custom Batch** with combined key search on **NCAGE/REFERENCE** Number

Start



Start by selecting option
"Create New Batch"

Click on button "NEXT" to
continue

NMCRL OFFLINE
Published August 2018

HOME
SETTINGS
ABOUT

ITEM OF SUPPLY
NCAGE
BATCH

BATCH

BATCH STEPS

- Start
- Batch Name
- Batch Type
- Key Field
- Input File
- Output Fields
- Output Format
- Output File Preview
- Batch Summary
- Batch Result

What do you want to do?

- Create New Batch
- Load Existing Batch Definition

NEXT

NATO Copyright © AC / 135 All rights reserved.

Batch Name



Again you need to create a **Batch Name** and optional a **small description** of the batch; this is anything you want to call it to be able to find it later; in our example here: **“.xlsx” input file with combined key NCAGE/Reference Number**

Click the button **“NEXT”** when ready

NMCRL OFFLINE
Published August 2018

HOME
SETTINGS
ABOUT

ITEM OF SUPPLY
NCAGE
BATCH

Copyright © AC / 135
All rights reserved.

BATCH ? - ✕ ✕

BATCH STEPS ✕

- Start
- Batch Name** ▶
- Batch Type
- Key Field
- Input File
- Output Fields
- Output Format
- Output File Preview
- Batch Summary
- Batch Result

What are the details of your batch?

Enter the batch name you want to create

Enter a description for the batch (optional)

BACK **NEXT**

Batch Type

Select option
"Custom Batch"

The screenshot shows the NMCRL OFFLINE application interface. On the left is a dark blue sidebar with the following menu items: HOME, SETTINGS, ABOUT, ITEM OF SUPPLY, NCAGE, and BATCH. The main content area is titled 'BATCH' and contains a list of options: Start, Batch Name, Batch Type (highlighted in blue), Key Field, Input File, Output Fields, Output Format, Output File Preview, Batch Summary, and Batch Result. A modal dialog is open over the 'Batch Type' option, titled 'What type of batch do you want to create?'. It contains two radio button options: 'Custom Batch' (which is selected and circled in red) and 'Predefined Batch'. At the bottom of the modal are 'BACK' and 'NEXT' buttons.

Click on button "NEXT" when ready

Key Field



You need to select your Key Field.

Two options are available depending on your search:

- Key fields for NCAGE data
- Key fields for NSN data

In this demo we are doing a search for NSN data using the combined key:

NCAGE/Reference Number

NMCRL OFFLINE
Published August 2018

HOME
SETTINGS
ABOUT

ITEM OF SUPPLY
NCAGE
BATCH

Copyright © AC / 135
All rights reserved.

BATCH

BATCH STEPS

- Start
- Batch Name
- Batch Type
- Key Field**
- Input File
- Output Fields
- Output Format
- Output File Preview
- Batch Summary
- Batch Result

What is the key field?

For NCAGE data

For NSN data

NCAGE/Reference Number

NSN or NIIN

N-S-N or N-I-I-N

Reference Number

NCAGE/Reference Number

NCAGE

INC

BACK

NEXT

Click on button “NEXT” to continue



Input File



Click on “BROWSE” button to find your input file (here in .xlsx format).

Select your Input file by clicking on button “Open” or simply **drag & drop** the file into field area.

The .xlsx file is automatically recognized as an Excel file; *Check if Sheet Name and columns correspond !*

Input file Preview displays a sample of your input to verify its proper layout (here **NCAGE/Reference Number**)

The screenshot shows the NMCRL OFFLINE BATCH interface. On the left is a sidebar with navigation options: HOME, SETTINGS, ABOUT, ITEM OF SUPPLY, NCAGE, and BATCH. The main area is titled 'BATCH STEPS' and includes: Start, Batch Name, Batch Type, Key Field, Input File (highlighted), Output Fields, and Output Format. A modal window titled 'What is your input file?' is open, showing a text input field with the path 'U:\NMCRL-BATCH\input_CombinedNCAGE_REF.xlsx' and a 'Clear' button. Below it are radio buttons for file types: Delimited text file, Fixed length text file, and Excel file (selected). There are also input fields for Sheet Name (Sheet1), NCAGE Sheet Column (A), and Reference Number Sheet Column (B). A range selector shows rows 1 to 2. A 'PLEASE NOTE' message states: 'Only a maximum of 100.000 rows will be read from your input file.' At the bottom of the modal is a 'Preview' section showing a sample of the input data:

F0210A0078A504
F0210A0078C403

Below the preview are 'BACK' and 'NEXT' buttons. A red box highlights the preview area, and a red arrow points from the 'Preview' label to the sample data. Another red box highlights the file path input field, and a red arrow points from it to the 'Preview' section.

If Preview check is positive, click on button “NEXT” to continue

Output Fields



Select your Output fields by **drag & drop** from left to right side, here:

- QC = Query
- NCAGE = NCAGE Code
- PART = Reference Number
- NSN = NATO Stock Number
- ANIN = Item Name (Seg. A)

If needed, change the order of your Output fields by mouse move **up and down**

NMCRL OFFLINE
Published August 2018

HOME
SETTINGS
ABOUT

ITEM OF SUPPLY
NCAGE
BATCH

Copyright © AC / 135
All rights reserved.

BATCH

BATCH STEPS

- Start
- Batch Name
- Batch Type
- Key Field
- Input File
- Output Fields**
- Output Format
- Output File Preview
- Batch Summary
- Batch Result

What should the output fields be?

Drag and drop the fields in order to change the order of fields and to select the fields you want in your output file.

AVAILABLE FIELDS	SELECTED OUTPUT FIELDS
N-S-N	QC
INC	NCAGE
NAME	PART
Country	NSN
City	ANIN
TIIC	
FMSN	
DANI	
Users	
RNFC	
RNCC	
RNVC	
RNSC	
RNJC	

BACK NEXT

Click on button **"NEXT"** when done

Output Format



Select your output format, here “Excel file – xlsx” with the following options checked:

- Merge results and errors in one output file, and
- Display replacement NSN with data

Important:

Choose your NCAGE/Reference Number Data option:

- Display only exact pair NCAGE/Reference Number
- Display all pairs NCAGE/Reference Number related to the NSNs

NMCRL OFFLINE
Published August 2018

HOME
SETTINGS
ABOUT

ITEM OF SUPPLY
NCAGE
BATCH

Copyright © AC / 135
All rights reserved.

BATCH

BATCH STEPS

- Start
- Batch Name
- Batch Type
- Key Field
- Input File
- Output Fields
- Output Format**
- Output File Preview
- Batch Summary
- Batch Result

What should the output format be?

- Delimited text file
- Fixed length text file
- Excel file

Advanced Options

- Merge the results and errors in one output file
- Display replacement NSN with data
- Suppress headings of output file

NCAGE / Reference Number Data

- Display only the exact pair NCAGE / Reference Number and its related codes
- Display all pairs NCAGE / Reference Number related to the NSN's

BACK NEXT

This option checkbox is enabled only if the combined search key NCAGE/Reference Number is selected. In this demo we choose “display exact pair only”.

Click on button “NEXT” when done

Output File Preview



You will see a Preview of what your return data (*output file*) will look like:

- Output File Type (.xlsx)
- Output Fields (Query, NCAGE, Reference, NSN, Item Name)
- Advanced Options (Show replacement NSN, Show headings, Merge results/errors, *Display only the exact pair NCAGE/REF. corresponding to the input file*)
- Preview of Output

NMCRL OFFLINE
Published August 2018

HOME
SETTINGS
ABOUT

ITEM OF SUPPLY
NCAGE
BATCH

BATCH STEPS

- Start
- Batch Name
- Batch Type
- Key Field
- Input File
- Output Fields
- Output Format
- Output File Preview**
- Batch Summary
- Batch Result

Your Output File Preview

Output File Information
File Type: Excel file

Output Fields
Query Criteria, NATO Commercial and Government Entity, Reference Number (Part Number), NATO Stock Number, Item Name (Segment A)

Advanced Options
Show replacement NSN with data
Show headings
Merge results and errors
Display only the exact pair NCAGE / Reference Number and its related codes

Preview

```

CCNCAGEPARTNSNANI
*FO210 A0078A504FO210A0078A5045320010851240RIVET, BLIN
*FO210 A0078C403FO210A0078C4035320145365436RIVET, BLIN

```

PLEASE NOTE The preview will display only the top 10 rows.

BACK NEXT

Processing your request
PLEASE WAIT ...

Click on button “NEXT” to continue

Batch Summary



This is the *final Batch review*:

- Batch Name, Type, Key field
- Input File Information
- Output File Information
- Output File Information
- Output Fields
- Advanced Options

If you are satisfied and wish to process just click on “**Save Batch Definition**” (this for memorizing and re-using same batch definitions later on).

The Batch definition file in *.xml* format may be renamed before saving.

NMCRL OFFLINE

Published August 2018

- HOME
- SETTINGS
- ABOUT

ITEM OF SUPPLY
NCAGE
BATCH

BATCH STEPS

- ✓ Start
- ✓ Batch Name
- ✓ Batch Type
- ✓ Key Field
- ✓ Input File
- ✓ Output Fields
- ✓ Output Format
- ✓ Output File Preview

Batch Summary

BATCH



Your Overall Batch Summary

Batch Name Combined NCAGE-REFERENCE Batch
Batch Type Custom
Key Field NCAGE/Reference Number

Input File Information

File Name U:\NMCRL-BATCH\input_CombinedNCAGE_REF.xls
File Type Excel file

Output File Information

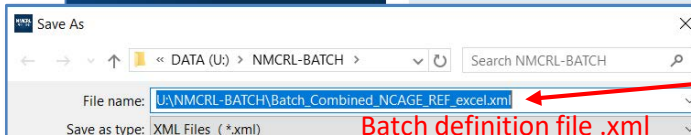
File Type Excel file

Output Fields

Query Criteria, NATO Commercial and Government Entity, Reference Number (Part Number), NATO Stock Number, Item Name (Segment A)

Advanced Options

Show replacement NSN with data
Show headings
Merge results and errors
Display only the exact pair NCAGE / Reference Number and its related codes



```
<?xml version="1.0" encoding="utf-16"?><BatchData xmlns:xsi="http://www.w3.org/2001/XMLSchema-instance" xmlns:xsd="http://www.w3.org/2001/XMLSchema"><Version>1.0</Version><ExistingFilePath /><BatchType><IsCustom>true</IsCustom></BatchType><BatchDetails><Name>Combined NCAGE-REFERENCE Batch</Name><Description>xlsx input file
```

BACK

SAVE BATCH DEFINITION

NEXT

If Batch Definition is saved (not mandatory), click on button “**NEXT**” to continue



Batch Result



Your data is now being processed, this may take a certain time. Batch result file (.xlsx) will be stored in input file directory. Click to retrieve/see the results' file (here viewed in *Excel*).

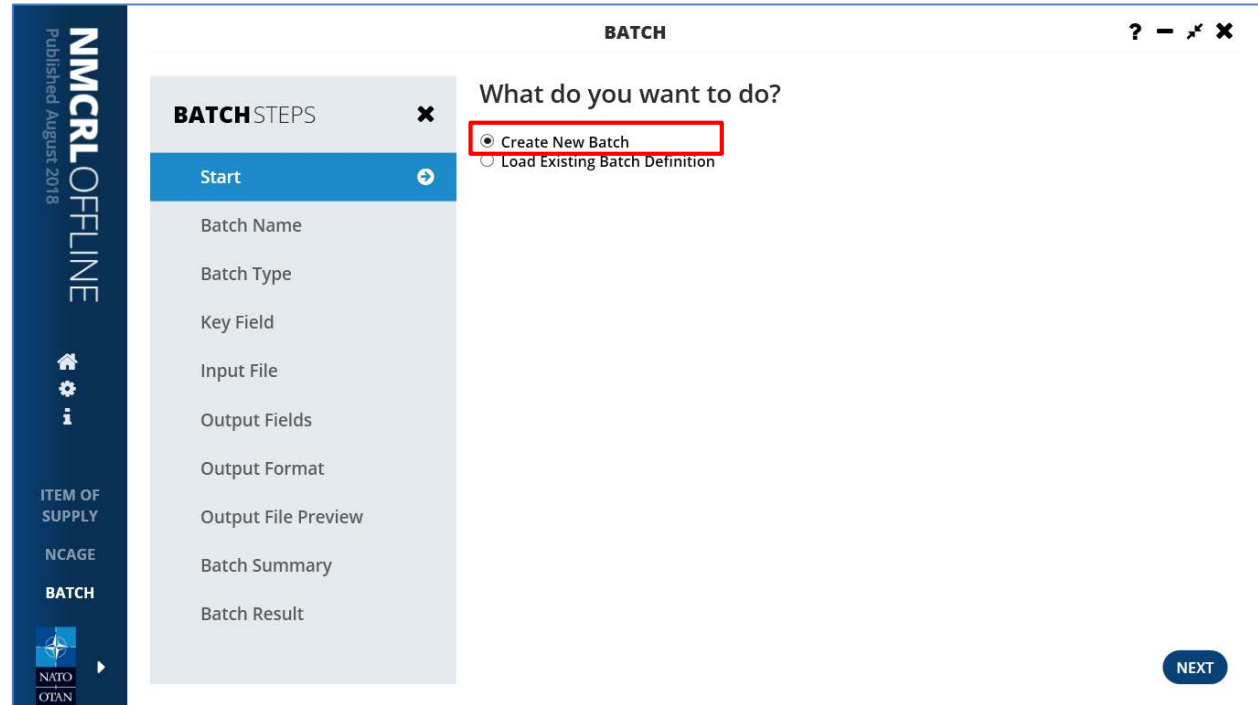
Restart a new or existing Batch right from the beginning by clicking at cross icon "X" next to BATCH STEPS or click on "Close" button

This concludes BATCH DEMO 2

The screenshot displays the NMCRL OFFLINE interface. On the left, a sidebar shows navigation options: HOME, SETTINGS, ABOUT, ITEM OF SUPPLY, NCAGE, and BATCH. The main area shows the 'BATCH STEPS' list with 'Batch Result' selected. A red 'X' icon is circled next to 'BATCH STEPS'. A red box highlights the 'Result File Path' field, which contains 'U:\NMCRL-BATCH\input_CombinedNCAGE_REF_result.xlsx'. A red arrow points from this field to an Excel spreadsheet window titled 'Input_CombinedNCAGE_REF_result.xlsx - Microsoft Excel'. The spreadsheet shows a table with columns A through F and rows 1 through 10. The table contains data for two batches of rivets. Row 10 shows summary statistics: Date of the batch, Name of the batch, Total input data, Total matches, and Total errors.

QC	NCAGE	PART	NSN	ANIN
* F0210 A0078A504	F0210	A0078A504	5320010851240	RIVET,BLIND
* F0210 A0078C403	F0210	A0078C403	5320145365436	RIVET,BLIND
Date of the batch :8/21/2018 10:46:17 AM				
Name of the batch :Combined NCAGE-REFERENCE Batch				
Total input data :2				
Total matches :2				
Total errors :0				

Processing your request
PLEASE WAIT ...

BATCH DEMO 3 : Creation of a **Custom Batch** with key search on **N-S-N or N-I-I-N**Start Start by selecting option
“Create New Batch”Click on button “NEXT” to
continue

BATCH

BATCH STEPS ✕

- Start →
- Batch Name
- Batch Type
- Key Field
- Input File
- Output Fields
- Output Format
- Output File Preview
- Batch Summary
- Batch Result

What do you want to do?

- Create New Batch
- Load Existing Batch Definition

NEXT

Batch Name



Again you need to create a **Batch Name** and optional a **small description** of the batch; this is anything you want to call it to be able to find it later (here single **input key N-S-N** with dashes).

Click the button **“NEXT”** when ready

The screenshot shows the NMCRL OFFLINE web application interface. The left sidebar contains navigation options: HOME, SETTINGS, ABOUT, ITEM OF SUPPLY, NCAE, and BATCH. The main content area is titled 'BATCH' and shows a 'BATCH STEPS' menu with 'Start' selected. The 'Batch Name' step is highlighted, and the 'Batch Name' field is entered as 'Batch N-S-N'. The 'Batch Description' field is entered as 'Batch with single key N-S-N (NSN structure with dashes = xxxx-xx-xxx-xxxx)'. The 'NEXT' button is visible at the bottom right.

Batch Type



Select option
"Custom Batch"

The screenshot shows the NMCRL OFFLINE application interface. The left sidebar contains navigation options: HOME, SETTINGS, ABOUT, ITEM OF SUPPLY, NCAGE, and BATCH. The main content area is titled 'BATCH' and displays a list of 'BATCH STEPS' including Start, Batch Name, Batch Type (highlighted), Key Field, Input File, Output Fields, Output Format, Output File Preview, Batch Summary, and Batch Result. A dialog box titled 'What type of batch do you want to create?' is open, showing two radio button options: 'Custom Batch' (selected and circled in red) and 'Predefined Batch'. At the bottom of the dialog are 'BACK' and 'NEXT' buttons.

Click on button "NEXT" when ready

Key Field



You need to select your Key Field.

Two options are available depending on your search:

- Key fields for NCAGE data
- Key fields for NSN data

In this demo we are doing a search for NSN data using as key: **N-S-N or N-I-I-N**

BATCH

Published August 2018

NMCRL OFFLINE

ITEM OF SUPPLY

NCAGE

BATCH

NATO

BATCH STEPS

- Start
- Batch Name
- Batch Type
- Key Field**
- Input File
- Output Fields
- Output Format
- Output File Preview
- Batch Summary
- Batch Result

What is the key field?

For NCAGE data

For NSN data

NSN or NIIN

N-S-N or N-I-I-N

Reference Number

NCAGE/Reference Number

NCAGE

INC

BACK

NEXT

Click on button "NEXT" to continue

Input File



Click on “Browse” button to find your input file (.txt or .xlsx format).

Note: The input file must be created prior to starting your batch process.

Select your Input file by clicking on button “Open” or simply drag & drop the file into field area.

BATCH

What is your input file?

Drag and drop your file here ...

U:\NMCRL-BATCH\input2_N-S-N.txt

or click **BROWSE** to find your file

Clear

What is the type of your input file?

Select your input file

File name: input2_N-S-N.txt

All Input Files (*.txt, *.csv, *.xlsx) (*.*)

Open **Cancel**

BACK **NEXT**

input2_N-S-N.txt - Notepad2

Input file .txt

```

1 2510-12-353-0862
2 2520-12-179-0745
3 5330-12-189-0298
4 6105-12-189-5667
5 2530-12-310-3357
6 2590-12-310-1288
7 2910-12-350-2365
8 2910-12-350-2367

```

Ln 1 : 309 Col 17 Se 5.42 KB ANSI CR+

Input File



Select *Fixed length text file* for type of input file.

You see that N-S-N max length is now 16.

Input file Preview displays a sample of your input to verify its proper layout (here N-S-N structure with dashes).

BATCH

BATCH STEPS

- Start
- Batch Name
- Batch Type
- Key Field
- Input File**
- Output Fields

What is your input file?

Drag and drop your file here ...

U:\NMCRL-BATCH\input2_N-S-N.txt

or click **BROWSE** to find your file

Clear

What is the type of your input file?

Delimited text file

Fixed length text file

Excel file

1 N-S-N Start Position

16 N-S-N Maximum Length

What rows should be processed?

1 To 309

PLEASE NOTE Only a maximum of 100.000 rows will be read from your input file.

Preview

```
2510-12-353-0862
2520-12-179-0745
5330-12-189-0298
6105-12-189-5667
2530-12-310-3357
2590-12-310-1288
2910-12-350-2365
2910-12-350-2367
```

BACK **NEXT**

input2_N-S-N.txt - Notepad2

File Edit View Settings ?

Input file .txt

```
1 2510-12-353-0862
2 2520-12-179-0745
3 5330-12-189-0298
4 6105-12-189-5667
5 2530-12-310-3357
6 2590-12-310-1288
7 2910-12-350-2365
8 2910-12-350-2367
```

Ln 1 : 309 Col 17 Se 5.42 KB ANSI CR+

If Preview check is positive, click on button **“NEXT”** to continue

Output Fields



Output fields will let you choose which data elements you want return.

QC=Query is always selected as a default output field, but may be removed.

The remaining available output fields are selected by **drag & drop** from left side to right side.

BATCH ? - ✕ ✕

BATCH STEPS ✕

- ✓ Start
- ✓ Batch Name
- ✓ Batch Type
- ✓ Key Field
- ✓ Input File
- Output Fields** →
- Output Format
- Output File Preview
- Batch Summary
- Batch Result

What should the output fields be?

Drag and drop the fields in order to change the order of fields and to select the fields you want in your output file.

AVAILABLE FIELDS	SELECTED OUTPUT FIELDS
NSN	QC
N-S-N	
INC	
ANIN	
NAME	
Country	
City	
TIIC	
FMSN	
DANI	
Users	
PART	
RNFC	
RNCC	

BACK NEXT

Output Fields



Your **selections** will be placed in the “Selected Output Fields” area, here:

- QC = Query
- NSN = NATO Stock Number
- INC = Item Name Code
- Users = User (MOE) Code

To change the order of how you want to receive your results “**Move up**” and “**Move down**” the selected fields by simple mouse move.

BATCH

What should the output fields be?

Drag and drop the fields in order to change the order of fields and to select the fields you want in your output file.

AVAILABLE FIELDS	SELECTED OUTPUT FIELDS
N-S-N	QC
ANIN	NSN
NAME	INC
Country	Users
City	
TIIC	
FMSN	
DANI	
PART	
RNFC	
RNCC	
RNVC	
RNSC	
RNJC	

Buttons: BACK, NEXT

When finished, click on button “**NEXT**” to continue

Output Format



Select your *output format*, in this case:

- Fixed length text file

Advanced Options:

- Merge results and errors in one output file

User(s) Data:

- Display all users in one line

NOTE: Users Data Display options checkbox will be enabled only when the output field “Users” is selected.

Click on button “NEXT” when done

Output File Preview



You will see a Preview of what your return data (output file) will look like:

- Output File Type
- Output Fields
- Advanced Options
- Preview

NMCRL OFFLINE

Published August 2018

ITEM OF SUPPLY

NCAGE

BATCH

BATCH
? - ✕ ✕

Your Output File Preview

Output File Information

File Type Fixed length text file

Output Fields

Query Criteria, NATO Stock Number, Item Name Code, Users (Major Organizational Entity)

Advanced Options

Do not show replacement NSN with data
 Show headings
 Merge results and errors
 Display all users in one line

Preview

QC	NSC	check	NSN	INC	Users
+ 2510-12-353-0862			2510123530862	60467	VK-ZN-ZS-YB-ZC-ZG
+ 2520-12-179-0745			2520121790745	77777	VK-WB-WF-2N-ZS-ZT-YB-YJ-ZC-ZG
+ 5330-12-189-0298			5330121890298	04522	VK-WB-WF-WF-2N-ZS-ZT-YB-YJ-ZW-ZC-ZG
+ 6105-12-189-5667			6105121895667	77777	WB-ZN-ZX-YB-ZW-ZC-ZG
+ 2530-12-310-3357			2530123103357	77777	VK-WB-WF-WG-WF-2N-ZP-ZS-ZT-ZU-ZX-YB-YJ-ZW-ZC-ZG
+ 2590-12-310-1288			2590123101288	77777	ZC-ZG

PLEASE NOTE The preview will display only the top 10 rows.

BACK
NEXT

BATCH STEPS ✕

- Start
- Batch Name
- Batch Type
- Key Field
- Input File
- Output Fields
- Output Format
- Output File Preview
- Batch Summary
- Batch Result

Click on button "NEXT" to continue

Batch Summary

You will see a Batch Summary of all Selections and Options:

- Batch Name, Type, Key field
- Input File Information
- Output File Information
- Output File Information
- Output Fields
- Advanced Options
(Display all users in one line)

BATCH

Your Overall Batch Summary

Batch Name: Batch N-S-N
 Batch Type: Custom
 Key Field: N-S-N or N-I-I-N

Input File Information

File Name: U:\NMCRL-BATCH\input2_N-S-N.txt
 File Type: Fixed length text file
 N-S-N Start Position: 1
 Maximum Length: 16
 Maximum Length: 13

Output File Information

File Type: Fixed length text file

Output Fields

Query Criteria, NATO Stock Number, Item Name Code, Users (Major Organizational Entity)

Advanced Options

Do not show replacement NSN with data
 Show headings
 Merge results and errors
 Display all users in one line

Buttons: BACK, SAVE BATCH DEFINITION, NEXT

Processing your request
 PLEASE WAIT ...

Click on button **“NEXT”** to continue

Batch Summary



This is the final review of your request. If you are satisfied and wish to process just click on **“Save Batch Definition”** (this for memorizing and re-using same batch definitions later on).

The Batch definition file in **.xml** format may be renamed before saving.

Batch_input2_N-S-N.xml - Notepad2

```
File Edit View Settings ?
1 <?xml version="1.0" encoding="utf-16"?><BatchData xmlns:xsi="
"http://www.w3.org/2001/XMLSchema-instance" xmlns:xsd=
"http://www.w3.org/2001/XMLSchema"><Version>1.0
</Version><ExistingFilePath /><BatchType><IsCustom>true
</IsCustom></BatchType><BatchDetails><Name>Batch N-S-N
</Name><Description>Batch with single key N-S-N (NSN structure
with dashes =xxxx-xx-xxx-xxxx)
```

Ln 1: 1 Col 1 Sel 0 5,29 KB ANSI CR+LF INS XML Document

Batch definition file .xml

The screenshot shows the NMCRL OFFLINE BATCH interface. On the left is a vertical sidebar with the text 'NMCRL OFFLINE' and 'Published August 2018'. The main area is titled 'Your Overall Batch Summary' and contains the following information:

- BATCH STEPS** (with a close button 'x'):
 - Start (checked)
 - Batch Name (checked)
 - Batch Type (checked)
 - Key Field (checked)
 - Input File (checked)
 - Output Fields (checked)
 - Output Format (checked)
 - Output File Preview (checked)
- Batch Summary** (selected):
 - Batch Name: Batch N-S-N
 - Batch Type: Custom
 - Key Field: N-S-N or N-I-I-N
 - Input File Information: File Name: U:\NMCRL-BATCH\input2_N-S-N.txt

A 'Save As' dialog box is open over the 'Batch Summary' section. The dialog shows the file name 'Batch_input2_N-S-N.xml' and 'Save as type: XML Files (*.xml)'. A red box highlights the 'SAVE BATCH DEFINITION' button at the bottom of the dialog. Another red box highlights the 'NEXT' button in the main interface. A red arrow points from the 'Batch definition file .xml' text to the 'Batch_input2_N-S-N.xml' file name in the dialog.

If Batch Definition is saved (not mandatory), click on button **“NEXT”** to continue

Batch Result

Your data is now being processed, this may take a certain time. Batch result file (.txt) will be stored in input file directory. Click to retrieve/see the results' file (here viewed with *Notepad*).

Note: The output data can be imported into database (e.g. Ms Access), spreadsheet (e.g. Ms Excel) or other software for further processing or analysis.

This concludes BATCH DEMO 3

BATCH

BATCH STEPS

- Start
- Batch Name
- Batch Type
- Key Field
- Input File
- Output Fields
- Output Format
- Output File Prev
- Batch Summary
- Batch Result**

Batch Result

Result File Path
U:\NMCRL-BATCH\input2_N-S-N_result.txt

Error Log File Path

Processing your request
PLEASE WAIT ...

input2_N-S-N_result.txt - Notepad2

Batch result file .txt

QC	NSC check	NSN	INC	Users
1				
2	2510-12-353-0862	2510123530862	60467	VK-ZN-ZS-YB-ZC-ZG
3	2520-12-179-0745	2520121790745	77777	VK-WB-WF-ZN-ZS-ZT-YB-YJ-ZC-ZG
4	5330-12-189-0298	5330121890298	04522	VK-WB-WF-WP-ZN-ZT-YB-YJ-ZW-ZC-ZG
5	6105-12-189-5667	6105121895667	77777	WB-ZN-ZX-YB-ZW-ZC-ZG
6	2530-12-310-3357	2530123103357	77777	VK-WB-WF-WG-WP-ZN-ZP-ZS-ZT-ZU-ZX-YB-YJ-ZW-ZC-ZG
7	2590-12-310-1288	2590123101288	77777	ZC-ZG
8	2910-12-350-2365	2910123502365	77777	WF-WP-ZU-ZT-YB-YJ-ZW-ZC-ZG
9	2910-12-350-2367	2910123502367	77777	ZC-ZG
10	2990-12-178-4777	2990121784777	77777	VK-WB-WF-ZN-ZS-ZT-ZU-YB-YJ-ZW-YW-ZC-ZG
11	3020-12-182-4284	3020121824284	04456	WB-WF-WP-ZN-ZS-ZT-ZU-ZX-YB-YJ-ZW-ZC-ZG
12	5331-12-190-5577	5331121905577	47946	VK-WB-WF-ZN-ZR-ZS-ZT-ZX-WB-YB-YJ-YW-ZC-ZE-ZG
13	5855-12-307-8892	6650	23400	ZG
14	1055-12-142-0974	1055121420974	77777	VK-WB-WP-ZN-ZR-ZS-ZT-YB-YJ-ZW-YW-ZA-ZB-ZC-ZE-ZG
15	2510-12-146-8948	2510121468948	77777	ZN-ZR-ZT-ZW-ZB-ZC-ZG
16	2530-12-153-6832	2530121536832	77777	VK-WP-ZN-ZR-ZS-ZT-ZU-YA-ZW-ZB-ZC-ZK-ZG
17	2530-12-153-6833	2530121536833	77777	VK-WB-WP-ZN-ZR-ZS-ZT-ZU-ZW-ZB-ZC-ZG
18	2540-12-143-6128	2540121436128	23549	WB-WP-ZN-ZR-ZS-ZT-ZU-YB-ZW-ZB-ZC-ZG
19	2540-12-146-9474	2540121469474	77777	ZN-ZR-ZS-ZT-ZU-YA-ZW-ZB-ZC-ZG
20	2590-12-148-9606	3120	13205	ZN-ZR-ZS-ZT-ZU-ZW-ZB-ZC-ZG
21	2920-12-185-7633	2920121857633	77777	VK-WB-ZN-ZR-ZS-ZT-YB-ZC-ZG
22	2920-12-344-1088	2920123441088	17310	VK-WB-WF-WP-ZN-ZS-ZT-YB-YJ-ZW-YW-ZC-ZH-ZG
23	2990-12-178-4831	2990121784831	51297	VK-WB-WF-ZN-ZS-ZT-YB-YJ-ZW-YW-ZC-ZG
24	2990-12-185-7353	2990121857353	77777	VK-WB-WF-WP-ZN-ZP-ZS-ZT-YJ-YB-YC-ZK-ZG
25	3040-12-148-9601	3040121489601	22914	ZN-ZR-ZS-ZT-ZU-ZW-ZB-ZC-ZG
26	3110-12-152-8161	3110121528161	00015	ZN-ZS-ZT-ZU-ZW-ZB-ZC-ZG

l: 1:317 Col 1 Sel 0 44.6 KB ANSI CR+LF INS Default Text

Batch Result

If finished with Batch processing, you may click on button “Back” to change some initial parameters or click on button “Close” at right bottom corner or “X” icon next to BATCH Steps to restart a new or existing Batch right from the beginning.

Click on <Item of Supply> or <NCAGE> link to launch a new Interactive Search.

“EXIT” NMCRL-OFFLINE application by clicking on the cross icon “X” at right top corner.



*This concludes
NMCRL-OFFLINE Tutorial*





Questions / Support



For any issues, please contact the NMCRL-OFFLINE Support Team:

- Subscription issue and login/password : nmcrl@nspa.nato.int
- Download / Technical installation issue: itc.codif@nspa.nato.int
- Other technical issue: nmcrl-offline@nspa.nato.int

